

ANACO STAINLESS

Experts in stainless steel for engineering and construction

Tel.: +44 1832 272109 Fax: +44 1832 275759 Web: www.anacotrading.com

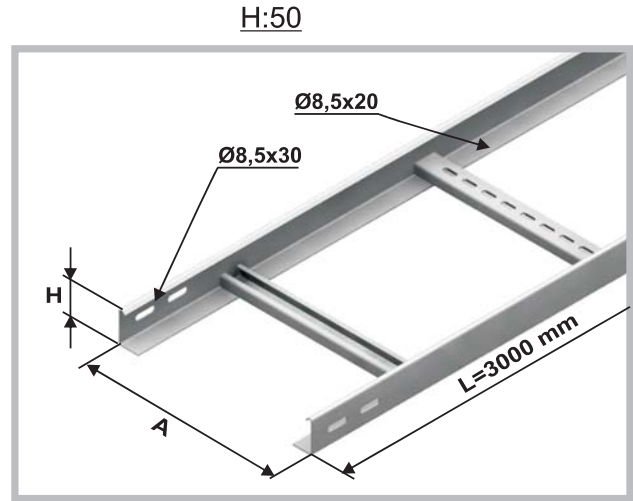


CABLE LADDER WELDED TYPE

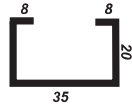


Light duty cable ladder welded type

ORDER CODE	H mm	A mm	T mm	WEIGHT (kg/m) (H.D.G.)	WEIGHT (kg/m) (E.G.)
A 10-M	50	100	1.5	2.329	2.168
A 12-M	50	120	1.5	2.362	2.199
A 16-M	50	160	1.5	2.432	2.262
A 20-M	50	200	1.5	2.500	2.324
A 26-M	50	260	1.5	2.602	2.418
A 30-M	50	300	1.5	2.670	2.480
A 40-M	50	400	2.0	3.658	3.454
A 50-M	50	500	2.0	3.867	3.648
A 60-M	50	600	2.0	4.075	3.842
A 70-M	50	700	2.0	4.286	4.038
A 80-M	50	800	2.0	4.495	4.233
A 90-M	50	900	2.0	4.703	4.426
A 100-M	50	1000	2.0	4.913	4.622



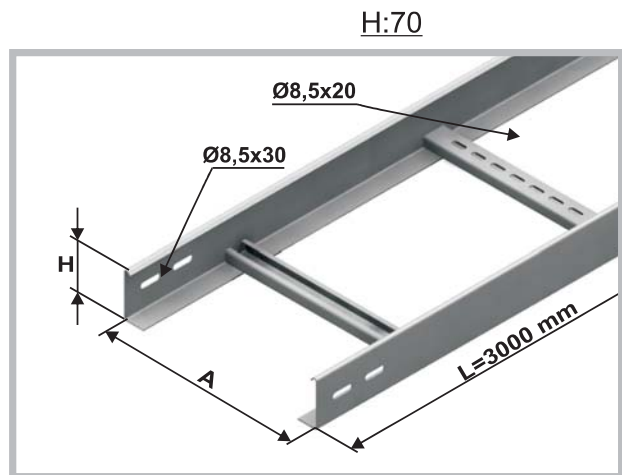
Cable ladder view



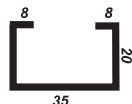
Rung view

Standard cable ladder welded type

ORDER CODE	H mm	A mm	T mm	WEIGHT (kg/m) (H.D.G.)	WEIGHT (kg/m) (E.G.)
A 10-MH	70	100	1.5	2.839	2.644
A 12-MH	70	120	1.5	2.872	2.674
A 16-MH	70	160	1.5	2.942	2.738
A 20-MH	70	200	1.5	3.010	2.800
A 26-MH	70	260	1.5	3.112	2.894
A 30-MH	70	300	1.5	3.180	2.956
A 40-MH	70	400	2.0	4.325	4.086
A 50-MH	70	500	2.0	4.534	4.281
A 60-MH	70	600	2.0	4.742	4.475
A 70-MH	70	700	2.0	4.953	4.670
A 80-MH	70	800	2.0	5.162	4.865
A 90-MH	70	900	2.0	5.370	5.059
A 100-MH	70	1000	2.0	5.580	5.255



Cable ladder view



Rung view

H.D.G.: Hot dip galvanized

E.G.: Electro galvanized

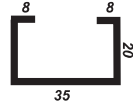
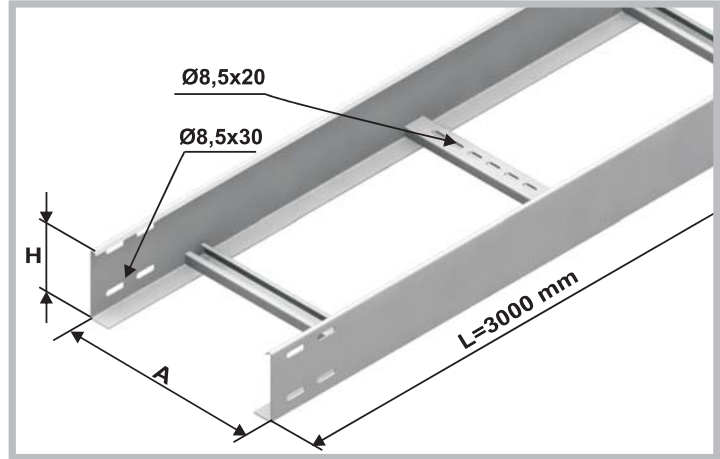
NOTE:
There are two type cable ladder. Welded and module types.
Our standard is welded type, also we can product moulded type.



Heavy duty cable ladder welded type

H:100

ORDER CODE	H mm	A mm	T mm	WEIGHT (kg/m) (H.D.G.)	WEIGHT (kg/m) (E.G.)
A 10-MA	100	100	1.5	3.597	3.351
A 12-MA	100	120	1.5	3.630	3.381
A 16-MA	100	160	1.5	3.699	3.445
A 20-MA	100	200	1.5	3.768	3.507
A 26-MA	100	260	1.5	3.870	3.601
A 30-MA	100	300	1.5	3.938	3.663
A 40-MA	100	400	2.0	5.316	5.026
A 50-MA	100	500	2.0	5.525	5.221
A 60-MA	100	600	2.0	5.733	5.414
A 70-MA	100	700	2.0	5.943	5.610
A 80-MA	100	800	2.0	6.152	5.805
A 90-MA	100	900	2.0	6.360	5.999
A 100-MA	100	1000	2.0	6.571	6.194



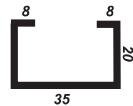
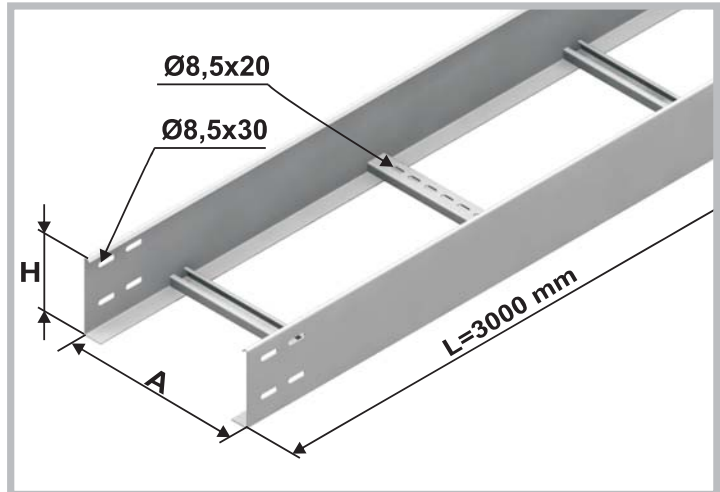
Cable ladder view

Rung view

Heavy duty cable ladder welded type

H:125

ORDER CODE	H mm	A mm	T mm	WEIGHT (kg/m) (H.D.G.)	WEIGHT (kg/m) (E.G.)
A 12-MHA	125	120	1.5	4.269	3.977
A 16-MHA	125	160	1.5	4.338	4.040
A 20-MHA	125	200	1.5	4.406	4.103
A 26-MHA	125	260	1.5	4.509	4.197
A 30-MHA	125	300	1.5	4.576	4.258
A 40-MHA	125	400	2.0	6.151	5.818
A 50-MHA	125	500	2.0	6.360	6.013
A 60-MHA	125	600	2.0	6.568	6.207
A 70-MHA	125	700	2.0	6.778	6.402
A 80-MHA	125	800	2.0	6.987	6.597
A 90-MHA	125	900	2.0	7.195	6.791
A 100-MHA	125	1000	2.0	7.406	6.986



Cable ladder view

Rung view

NOTE:
There are two type cable ladder. Welded and module types.
Our standard is welded type, also we can produce module type.

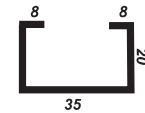


Heavy duty cable ladder welded type

ORDER CODE	H mm	A mm	T mm	WEIGHT (kg/m) (H.D.G.)	WEIGHT (kg/m) (E.G.)
A 16-MHAY	150	160	1.5	4.977	4.636
A 20-MHAY	150	200	1.5	5.045	4.699
A 26-MHAY	150	260	1.5	5.148	4.793
A 30-MHAY	150	300	1.5	5.215	4.854
A 40-MHAY	150	400	2.0	6.986	6.610
A 50-MHAY	150	500	2.0	7.195	6.805
A 60-MHAY	150	600	2.0	7.403	6.999
A 70-MHAY	150	700	2.0	7.613	7.194
A 80-MHAY	150	800	2.0	7.822	7.389
A 90-MHAY	150	900	2.0	8.030	7.583
A 100-MHAY	150	1000	2.0	8.241	7.779

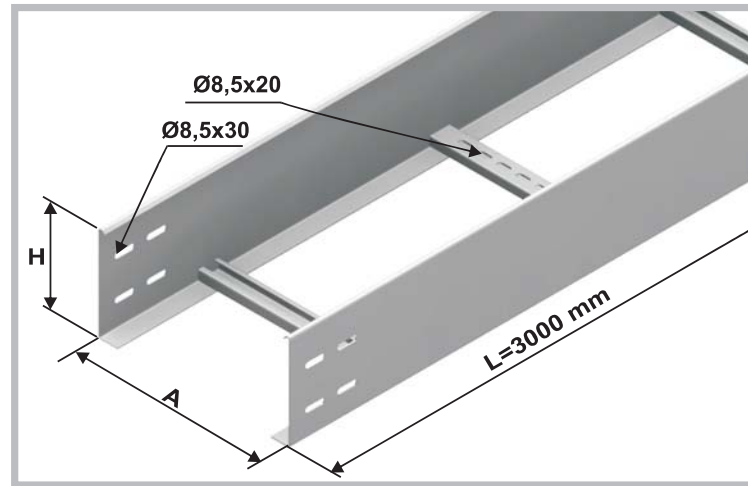


Cable ladder view



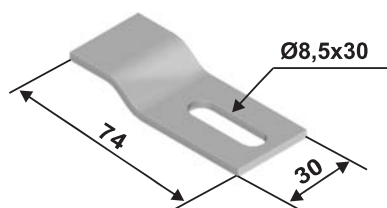
Rung view

H:150

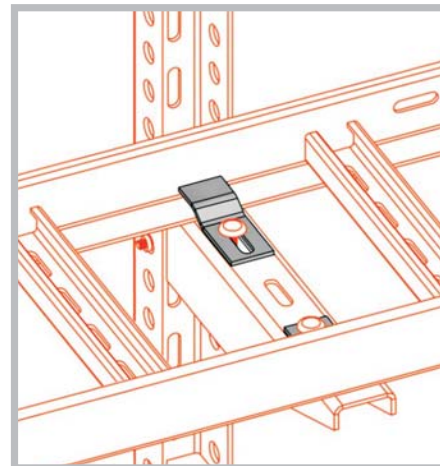


Fixing unit

ORDER CODE	T mm	WEIGHT (kg/pcs) (H.D.G.)	WEIGHT (kg/pcs) (E.G.)
AMD	3.0	0.049	0.045



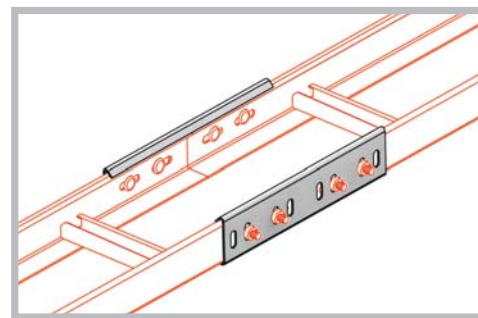
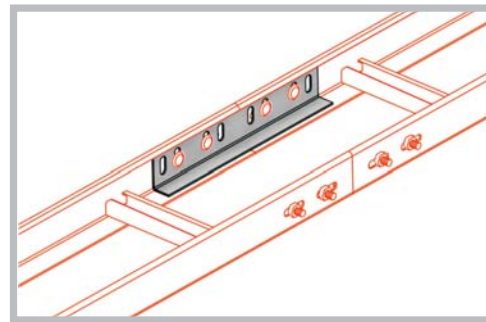
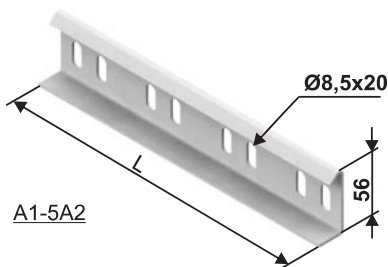
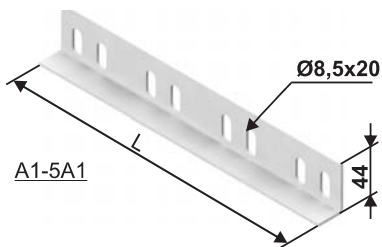
AMD





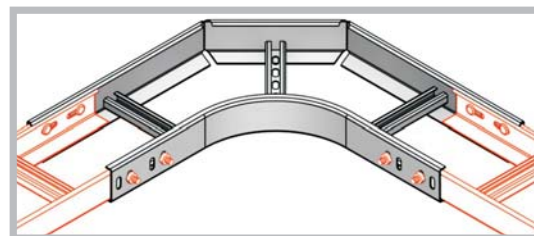
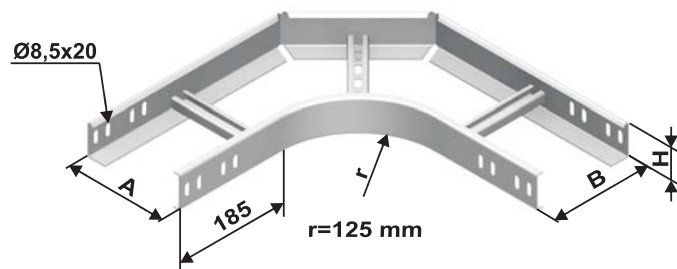
Straight connectors

ORDER CODE	H mm	L mm	T mm	WEIGHT (kg/pcs) (H.D.G.)	WEIGHT (kg/pcs) (E.G.)
A1-5A1	50	250	1.2	0.144	0.132
A1-5A2	50	250	1.5	0.177	0.164

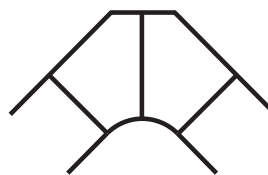


Horizontal Bends 90 Degree

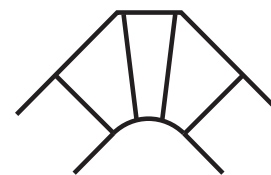
ORDER CODE	H mm	A mm	T mm	WEIGHT (kg/pcs) (H.D.G.)	WEIGHT (kg/pcs) (E.G.)
110-M	50	100	1.5	1.549	1.440
112-M	50	120	1.5	1.631	1.516
116-M	50	160	1.5	1.809	1.681
120-M	50	200	1.5	1.983	1.842
126-M	50	260	1.5	2.246	2.085
130-M	50	300	1.5	2.650	2.456
140-M	50	400	2.0	4.059	3.824
150-M	50	500	2.0	4.723	4.447
160-M	50	600	2.0	5.382	5.067
170-M	50	700	2.0	6.042	5.686
180-M	50	800	2.0	6.706	6.309
190-M	50	900	2.0	7.369	6.931
100-M	50	1000	2.0	8.029	7.551



NOTE: In our standard productions "B" dimensions with "A" dimensions are equal. In your requests "B" dimensions can be changed and the production can be made according to your request.



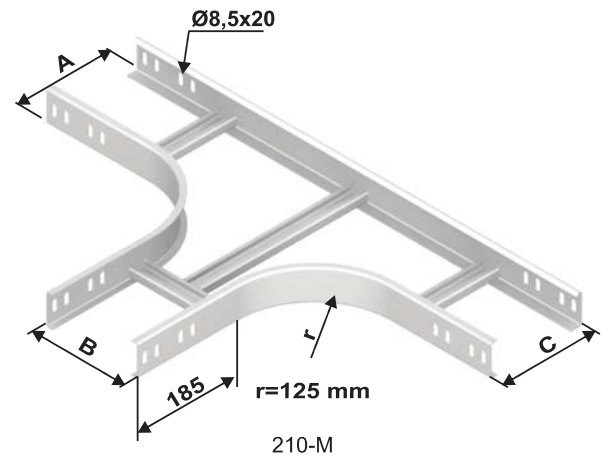
A110-M/A126-M



A130-M/A100-M

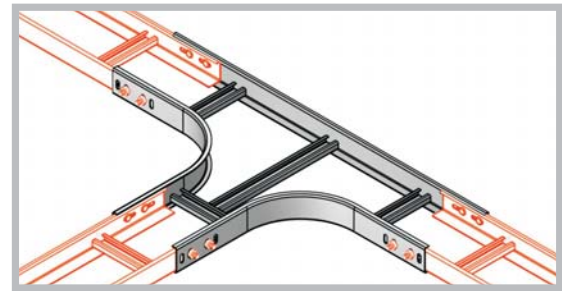
Horizontal tees

ORDER CODE	H mm	A mm	T mm	WEIGHT (kg/pcs) (H.D.G.)	WEIGHT (kg/pcs) (E.G.)
210-M	50	100	1.5	2.219	2.062
212-M	50	120	1.5	2.291	2.128
216-M	50	160	1.5	2.435	2.261
220-M	50	200	1.5	2.578	2.393
226-M	50	260	1.5	2.794	2.591
230-M	50	300	1.5	2.938	2.724
240-M	50	400	2.0	4.759	4.480
250-M	50	500	2.0	5.284	4.970
260-M	50	600	2.0	6.376	5.990
270-M	50	700	2.0	6.975	6.550
280-M	50	800	2.0	8.412	7.890
290-M	50	900	2.0	9.086	8.520
200-M	50	1000	2.0	10.627	9.957



210-M

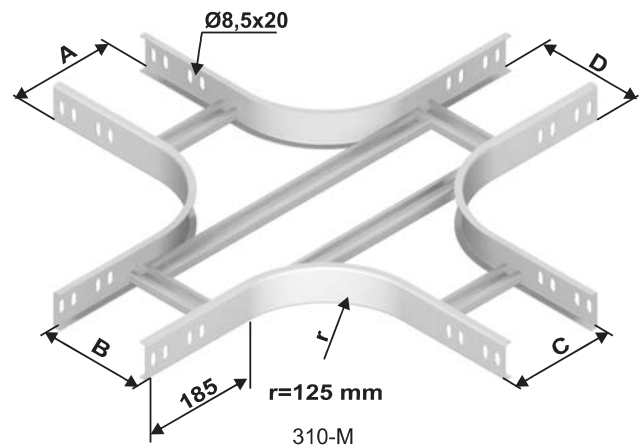
NOTE: In our standard productions "A, B and C" dimensions equal. In your requests "B and C" dimensions can be changed and the production can be made according to your request.



210-M Connection Example

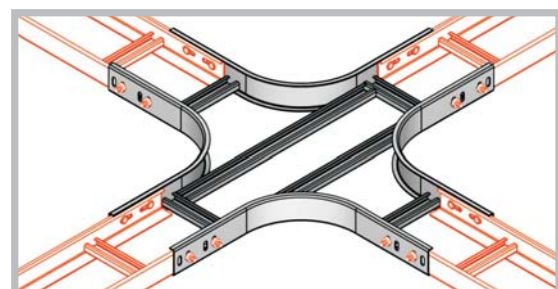
Quadruple horizontal crossing

ORDER CODE	H mm	A mm	T mm	WEIGHT (kg/pcs) (H.D.G.)	WEIGHT (kg/pcs) (E.G.)
310-M	50	100	1.5	2.622	2.435
312-M	50	120	1.5	2.683	2.491
316-M	50	160	1.5	3.098	2.871
320-M	50	200	1.5	3.245	3.005
326-M	50	260	1.5	3.464	3.206
330-M	50	300	1.5	3.611	3.340
340-M	50	400	2.0	5.046	4.744
350-M	50	500	2.0	5.495	5.161
360-M	50	600	2.0	7.319	6.860
370-M	50	700	2.0	7.918	7.417
380-M	50	800	2.0	8.516	7.974
390-M	50	900	2.0	9.114	8.530
300-M	50	1000	2.0	11.687	10.925



310-M

NOTE: In our standard productions "A, B and C" dimensions equal. In your requests "B and C" dimensions can be changed and the production can be made according to your request.

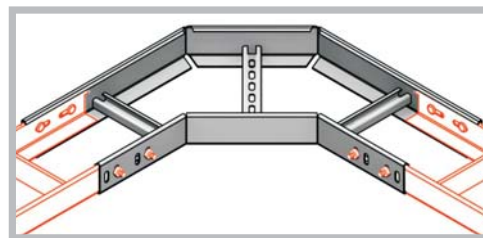
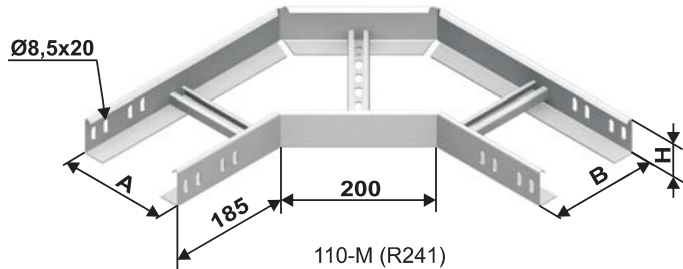


310-M Connection Example



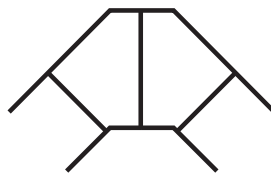
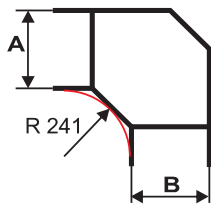
Horizontal Bends 90 Degree

ORDER CODE	H mm	A mm	T mm	WEIGHT (kg/pcs) (H.D.G.)	WEIGHT (kg/pcs) (E.G.)
110-M (R241)	50	100	1.5	1.723	1.602
112-M (R241)	50	120	1.5	1.812	1.684
116-M (R241)	50	160	1.5	1.987	1.846
120-M (R241)	50	200	1.5	2.163	2.009
126-M (R241)	50	260	1.5	2.426	2.252
130-M (R241)	50	300	1.5	2.861	2.652
140-M (R241)	50	400	2.0	4.326	4.077
150-M (R241)	50	500	2.0	4.990	4.699
160-M (R241)	50	600	2.0	5.652	5.321
170-M (R241)	50	700	2.0	6.313	5.942
180-M (R241)	50	800	2.0	6.974	6.562
190-M (R241)	50	900	2.0	7.636	7.184
100-M (R241)	50	1000	2.0	8.300	7.806

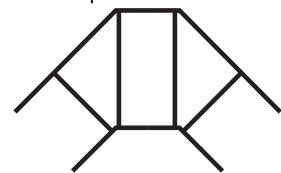


110-M (R241) Connection Example

NOTE: In our standard productions "B" dimensions with "A" dimensions are equal. In your requests "B" dimensions can be changed and the production can be made according to your request.



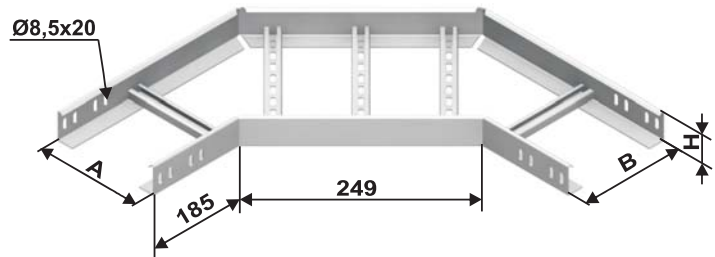
110-M / 126-M (R241)



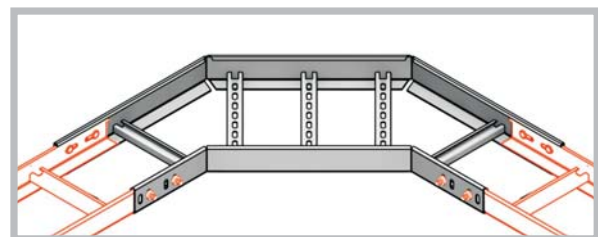
130-M / 100-M (R241)

Horizontal Bends 90 Degree (R300)

ORDER CODE	H mm	A mm	T mm	WEIGHT (kg/pcs) (H.D.G.)	WEIGHT (kg/pcs) (E.G.)
110-M (R300)	50	100	1.5	1.836	1.708
112-M (R300)	50	120	1.5	1.911	1.777
116-M (R300)	50	160	1.5	2.100	1.951
120-M (R300)	50	200	1.5	2.275	2.114
126-M (R300)	50	260	1.5	2.539	2.357
130-M (R300)	50	300	1.5	2.922	2.705
140-M (R300)	50	400	2.0	4.405	4.147
150-M (R300)	50	500	2.0	5.068	4.770
160-M (R300)	50	600	2.0	5.730	5.391
170-M (R300)	50	700	2.0	6.391	6.012
180-M (R300)	50	800	2.0	7.053	6.633
190-M (R300)	50	900	2.0	7.715	7.254
100-M (R300)	50	1000	2.0	8.378	7.877

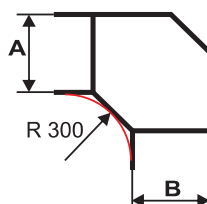


110-M (R300)



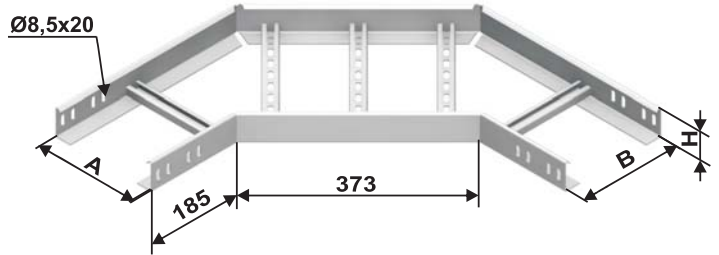
110-M (R300) Connection Example

NOTE: In our standard productions "B" dimensions with "A" dimensions are equal. In your requests "B" dimensions can be changed and the production can be made according to your request.



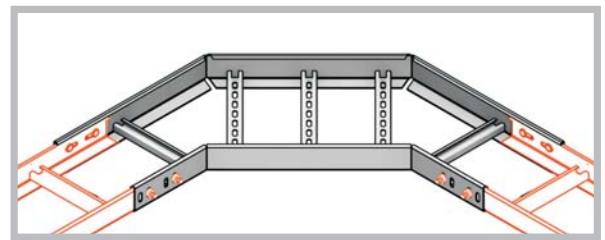
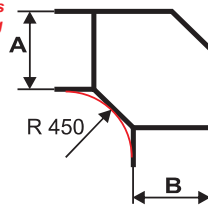
Horizontal Bends 90 Degree (R450)

ORDER CODE	H mm	A mm	T mm	WEIGHT (kg/pcs) (H.D.G.)	WEIGHT (kg/pcs) (E.G.)
110-M (R450)	50	100	1.5	2.121	1.974
112-M (R450)	50	120	1.5	2.210	2.056
116-M (R450)	50	160	1.5	2.385	2.217
120-M (R450)	50	200	1.5	2.561	2.380
126-M (R450)	50	260	1.5	2.824	2.623
130-M (R450)	50	300	1.5	3.207	2.971
140-M (R450)	50	400	2.0	4.778	4.501
150-M (R450)	50	500	2.0	5.441	5.124
160-M (R450)	50	600	2.0	6.103	5.745
170-M (R450)	50	700	2.0	6.764	6.366
180-M (R450)	50	800	2.0	7.426	6.986
190-M (R450)	50	900	2.0	8.088	7.608
100-M (R450)	50	1000	2.0	8.751	8.231



110-M (R450)

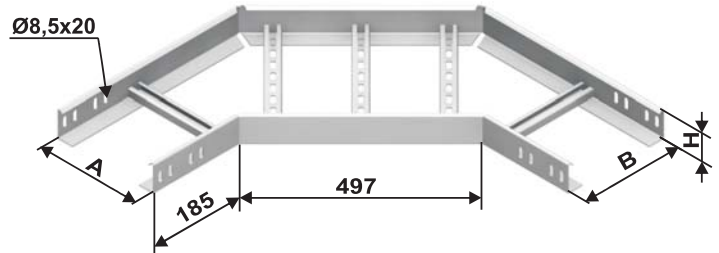
NOTE: In our standard productions "B" dimensions with "A" dimensions are equal. In your requests "B" dimensions can be changed and the production can be made according to your request.



110-M (R450) Connection Example

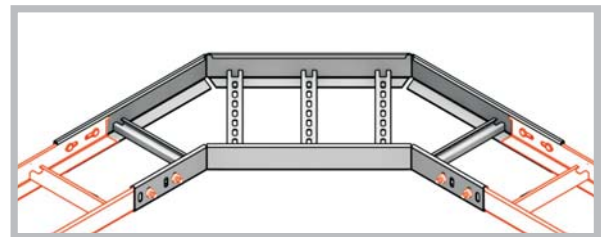
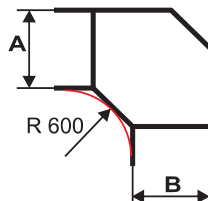
Horizontal Bends 90 Degree (R600)

ORDER CODE	H mm	A mm	T mm	WEIGHT (kg/pcs) (H.D.G.)	WEIGHT (kg/pcs) (E.G.)
110-M (R600)	50	100	1.5	2.407	2.240
112-M (R600)	50	120	1.5	2.495	2.322
116-M (R600)	50	160	1.5	2.670	2.483
120-M (R600)	50	200	1.5	2.846	2.645
126-M (R600)	50	260	1.5	3.333	3.094
130-M (R600)	50	300	1.5	3.491	3.236
140-M (R600)	50	400	2.0	5.151	4.855
150-M (R600)	50	500	2.0	6.237	5.870
160-M (R600)	50	600	2.0	6.957	6.546
170-M (R600)	50	700	2.0	7.679	7.224
180-M (R600)	50	800	2.0	8.403	7.902
190-M (R600)	50	900	2.0	9.125	8.580
100-M (R600)	50	1000	2.0	9.848	9.258



110-M (R600)

NOTE: In our standard productions "B" dimensions with "A" dimensions are equal. In your requests "B" dimensions can be changed and the production can be made according to your request.



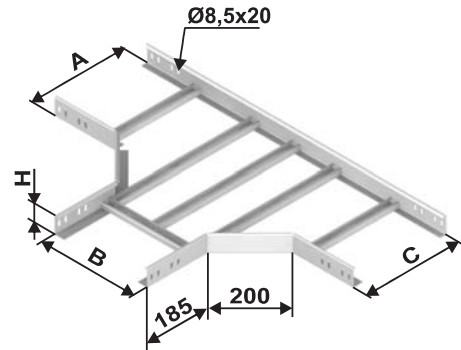
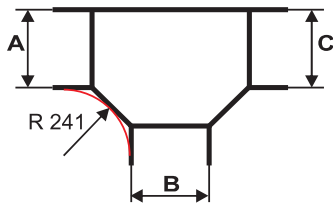
110-M (R600) Connection Example



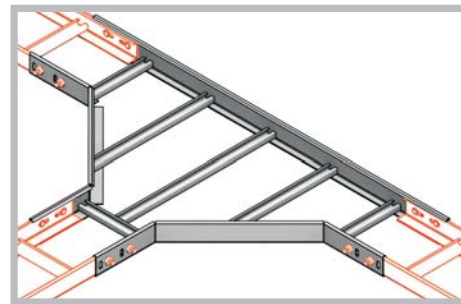
Horizontal tees

ORDER CODE	H mm	A mm	T mm	WEIGHT (kg/pcs) (H.D.G.)	WEIGHT (kg/pcs) (E.G.)
210-M (R241)	50	100	1.5	2.491	2.316
212-M (R241)	50	120	1.5	2.563	2.382
216-M (R241)	50	160	1.5	2.707	2.514
220-M (R241)	50	200	1.5	2.851	2.647
226-M (R241)	50	260	1.5	3.066	2.845
230-M (R241)	50	300	1.5	3.210	2.977
240-M (R241)	50	400	2.0	5.140	4.840
250-M (R241)	50	500	2.0	5.664	5.330
260-M (R241)	50	600	2.0	6.768	6.360
270-M (R241)	50	700	2.0	7.367	6.921
280-M (R241)	50	800	2.0	8.830	8.285
290-M (R241)	50	900	2.0	9.504	8.915
200-M (R241)	50	1000	2.0	11.056	10.362

NOTE: In our standard productions "A, B and C" dimensions equal. In your requests "B and C" dimensions can be changed and the production can be made according to your request.



230-M (R241)

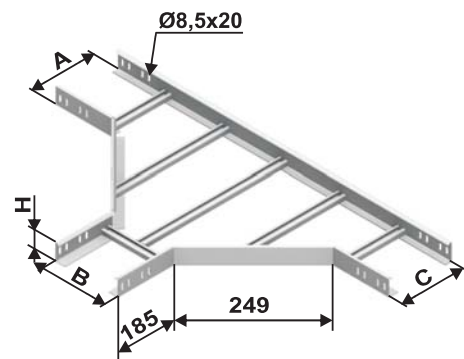
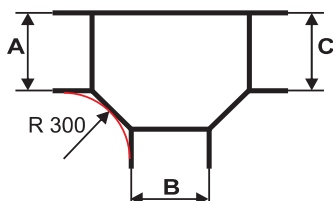


210-M (R241) Connection Example

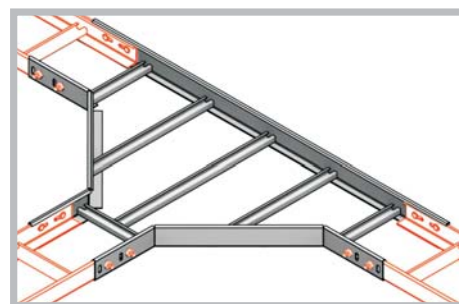
Horizontal tees (R300)

ORDER CODE	H mm	A mm	T mm	WEIGHT (kg/pcs) (H.D.G.)	WEIGHT (kg/pcs) (E.G.)
210-M (R300)	50	100	1.5	2.705	2.515
212-M (R300)	50	120	1.5	2.777	2.581
216-M (R300)	50	160	1.5	2.921	2.713
220-M (R300)	50	200	1.5	3.064	2.846
226-M (R300)	50	260	1.5	3.280	3.044
230-M (R300)	50	300	1.5	3.424	3.176
240-M (R300)	50	400	2.0	5.468	5.150
250-M (R300)	50	500	2.0	5.993	5.641
260-M (R300)	50	600	2.0	7.124	6.696
270-M (R300)	50	700	2.0	7.722	7.256
280-M (R300)	50	800	2.0	9.235	8.667
290-M (R300)	50	900	2.0	9.909	9.297
200-M (R300)	50	1000	2.0	11.490	10.770

NOTE: In our standard productions "A, B and C" dimensions equal. In your requests "B and C" dimensions can be changed and the production can be made according to your request.



230-M (R300)

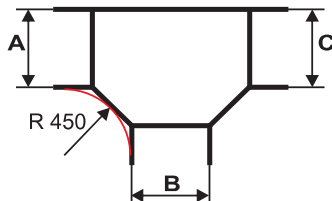


230-M (R300) Connection Example

Horizontal tees(R450)

ORDER CODE	H mm	A mm	T mm	WEIGHT (kg/pcs) (H.D.G.)	WEIGHT (kg/pcs) (E.G.)
210-M (R450)	50	100	1.5	3.246	3.018
212-M (R450)	50	120	1.5	3.318	3.084
216-M (R450)	50	160	1.5	3.461	3.216
220-M (R450)	50	200	1.5	3.605	3.348
226-M (R450)	50	260	1.5	4.344	4.026
230-M (R450)	50	300	1.5	4.512	4.181
240-M (R450)	50	400	2.0	6.824	6.423
250-M (R450)	50	500	2.0	7.424	6.983
260-M (R450)	50	600	2.0	8.023	7.544
270-M (R450)	50	700	2.0	9.592	9.007
280-M (R450)	50	800	2.0	11.088	10.402
290-M (R450)	50	900	2.0	11.837	11.102
200-M (R450)	50	1000	2.0	12.585	11.801

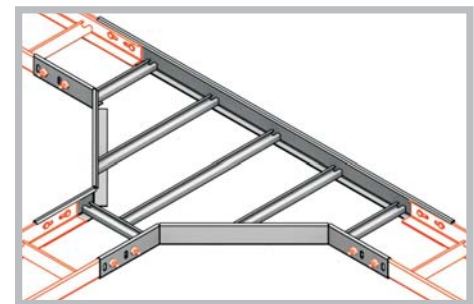
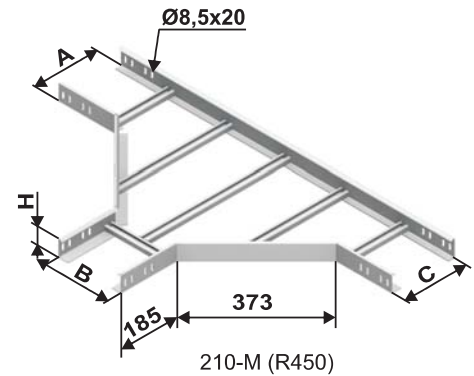
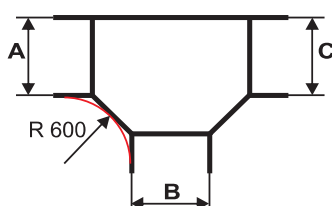
NOTE: In our standard productions "A, B and C" dimensions equal.
In your requests "B and C" dimensions can be changed and
the production can be made according to your request.



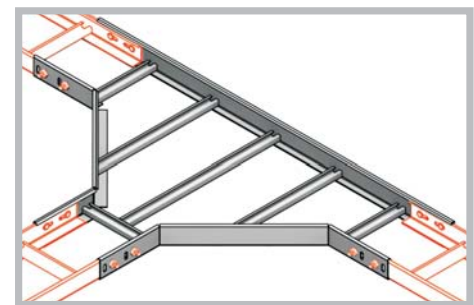
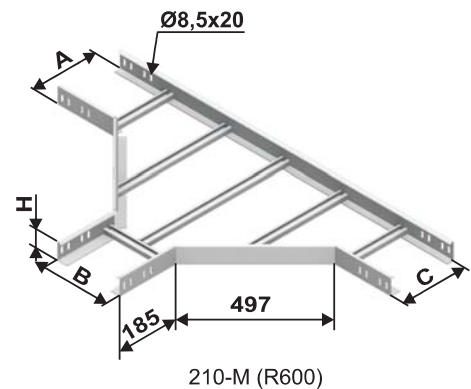
Horizontal tees (R600)

ORDER CODE	H mm	A mm	T mm	WEIGHT (kg/pcs) (H.D.G.)	WEIGHT (kg/pcs) (E.G.)
210-M (R600)	50	100	1.5	3.786	3.521
212-M (R600)	50	120	1.5	3.858	3.587
216-M (R600)	50	160	1.5	4.572	4.241
220-M (R600)	50	200	1.5	5.097	4.723
226-M (R600)	50	260	1.5	5.386	4.988
230-M (R600)	50	300	1.5	5.578	5.165
240-M (R600)	50	400	2.0	7.723	7.271
250-M (R600)	50	500	2.0	8.322	7.831
260-M (R600)	50	600	2.0	9.948	9.347
270-M (R600)	50	700	2.0	11.435	10.733
280-M (R600)	50	800	2.0	12.183	11.433
290-M (R600)	50	900	2.0	12.932	12.132
200-M (R600)	50	1000	2.0	13.681	12.832

NOTE: In our standard productions "A, B and C" dimensions equal.
In your requests "B and C" dimensions can be changed and
the production can be made according to your request.



210-M (R450) Connection Example



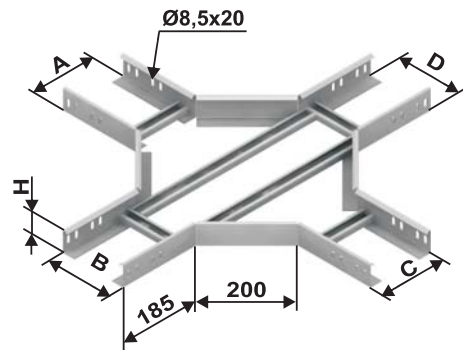
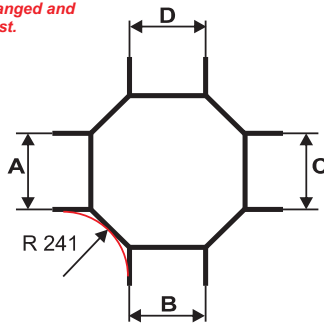
210-M (R600) Connection Example



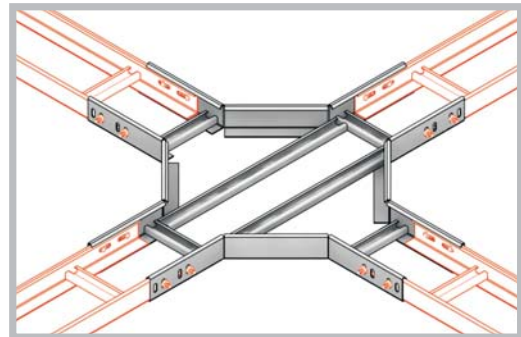
Quadruple horizontal crossing

ORDER CODE	H mm	A mm	T mm	WEIGHT (kg/pcs) (H.D.G.)	WEIGHT (kg/pcs) (E.G.)
310-M (R241)	50	100	1.5	3.091	2.872
312-M (R241)	50	120	1.5	3.153	2.928
316-M (R241)	50	160	1.5	3.587	3.326
320-M (R241)	50	200	1.5	3.734	3.460
326-M (R241)	50	260	1.5	3.953	3.661
330-M (R241)	50	300	1.5	4.100	3.795
340-M (R241)	50	400	2.0	5.682	5.346
350-M (R241)	50	500	2.0	6.130	5.764
360-M (R241)	50	600	2.0	8.005	7.508
370-M (R241)	50	700	2.0	8.603	8.065
380-M (R241)	50	800	2.0	9.201	8.622
390-M (R241)	50	900	2.0	9.799	9.179
300-M (R241)	50	1000	2.0	12.421	11.619

NOTE: In our standard productions "A, B, C and D" dimensions equal. In your requests "B, C and D" dimensions can be changed and the production can be made according to your request.



310-M (R241)

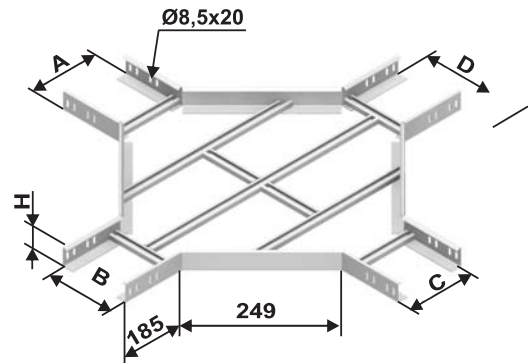
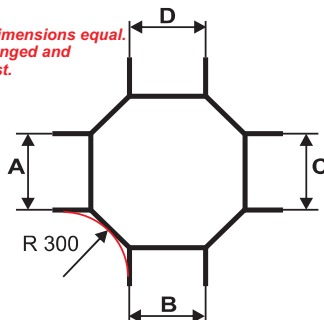


310-M (R241) Connection Example

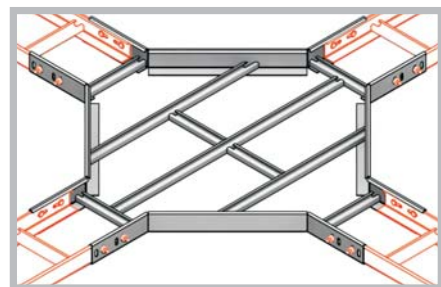
Quadruple horizontal crossing (R300)

ORDER CODE	H mm	A mm	T mm	WEIGHT (kg/pcs) (H.D.G.)	WEIGHT (kg/pcs) (E.G.)
310-M (R300)	50	100	1.5	3.359	3.121
312-M (R300)	50	120	1.5	3.420	3.177
316-M (R300)	50	160	1.5	3.898	3.614
320-M (R300)	50	200	1.5	4.044	3.748
326-M (R300)	50	260	1.5	4.264	3.950
330-M (R300)	50	300	1.5	4.411	4.084
340-M (R300)	50	400	2.0	6.081	5.723
350-M (R300)	50	500	2.0	6.530	6.141
360-M (R300)	50	600	2.0	8.506	7.980
370-M (R300)	50	700	2.0	9.105	8.537
380-M (R300)	50	800	2.0	9.703	9.094
390-M (R300)	50	900	2.0	10.301	9.651
300-M (R300)	50	1000	2.0	13.027	12.188

NOTE: In our standard productions "A, B, C and D" dimensions equal. In your requests "B, C and D" dimensions can be changed and the production can be made according to your request.



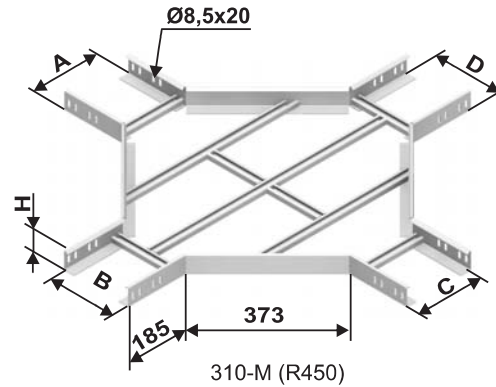
310-M (R300)



310-M (R300) Connection Example

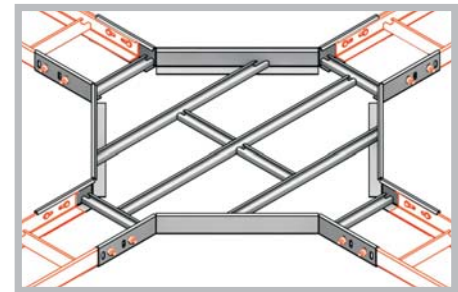
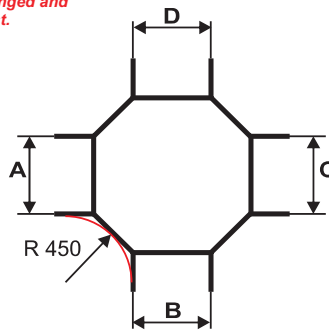
Quadruple horizontal crossing (R450)

ORDER CODE	H mm	A mm	T mm	WEIGHT (kg/pcs) (H.D.G.)	WEIGHT (kg/pcs) (E.G.)
310-M (R450)	50	100	1.5	4.463	4.141
312-M (R450)	50	120	1.5	4.536	4.208
316-M (R450)	50	160	1.5	4.682	4.342
320-M (R450)	50	200	1.5	4.829	4.476
326-M (R450)	50	260	1.5	5.049	4.677
330-M (R450)	50	300	1.5	5.195	4.811
340-M (R450)	50	400	2.0	8.581	8.063
350-M (R450)	50	500	2.0	9.179	8.619
360-M (R450)	50	600	2.0	9.777	9.176
370-M (R450)	50	700	2.0	10.376	9.733
380-M (R450)	50	800	2.0	13.064	12.236
390-M (R450)	50	900	2.0	13.812	12.932
300-M (R450)	50	1000	2.0	14.560	13.628



310-M (R450)

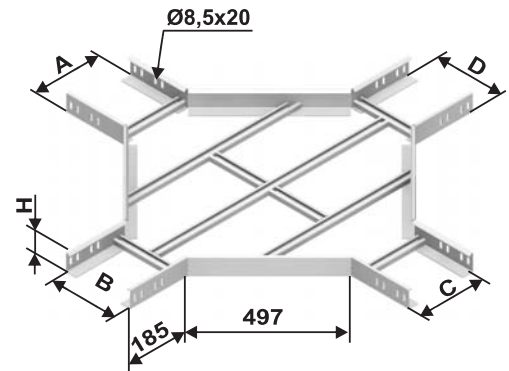
NOTE: In our standard productions "A, B, C and D" dimensions equal. In your requests "B, C and D" dimensions can be changed and the production can be made according to your request.



310-M (R450) Connection Example

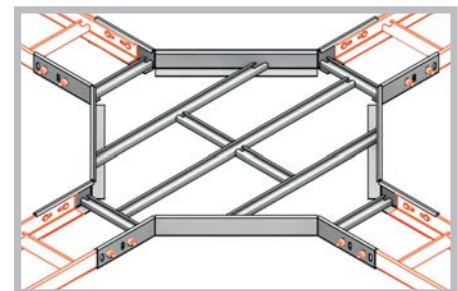
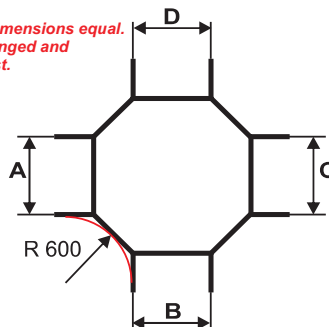
Quadruple horizontal crossing (R600)

ORDER CODE	H mm	A mm	T mm	WEIGHT (kg/pcs) (H.D.G.)	WEIGHT (kg/pcs) (E.G.)
310-M (R600)	50	100	1.5	5.247	4.868
312-M (R600)	50	120	1.5	5.321	4.936
316-M (R600)	50	160	1.5	5.467	5.070
320-M (R600)	50	200	1.5	6.802	6.291
326-M (R600)	50	260	1.5	7.095	6.559
330-M (R600)	50	300	1.5	7.290	6.738
340-M (R600)	50	400	2.0	9.852	9.259
350-M (R600)	50	500	2.0	10.449	9.815
360-M (R600)	50	600	2.0	11.048	10.372
370-M (R600)	50	700	2.0	13.850	12.980
380-M (R600)	50	800	2.0	14.598	13.676
390-M (R600)	50	900	2.0	15.345	14.371
300-M (R600)	50	1000	2.0	16.093	15.067



310-M (R600)

NOTE: In our standard productions "A, B, C and D" dimensions equal. In your requests "B, C and D" dimensions can be changed and the production can be made according to your request.



310-M (R600) Connection Example



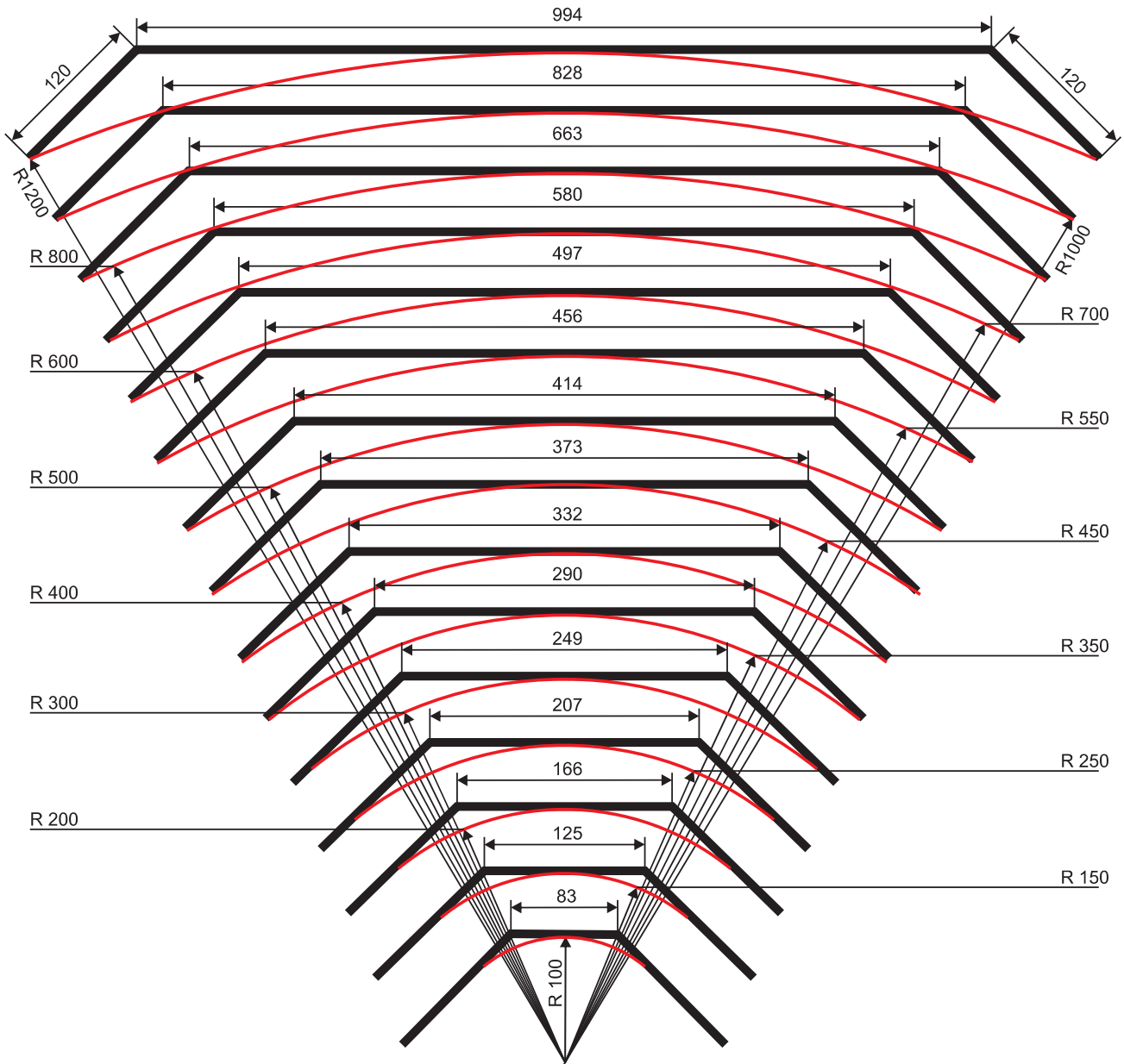
ANACO STAINLESS

Experts in stainless steel for engineering and construction

Tel.: +44 1832 272109 Fax: +44 1832 275759 Web: www.anacotrading.com

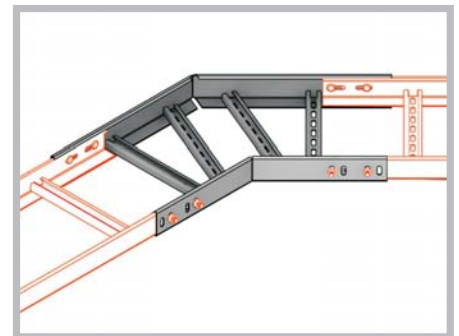
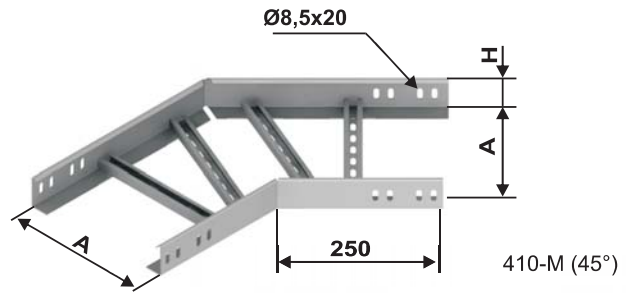
STAINLESS
ACCESSORIES

Radius table



Horizontal bends 45 degree

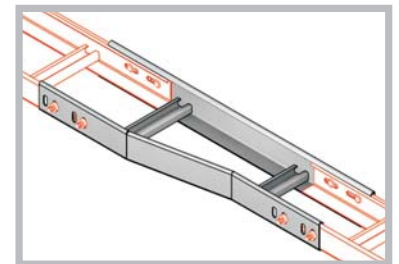
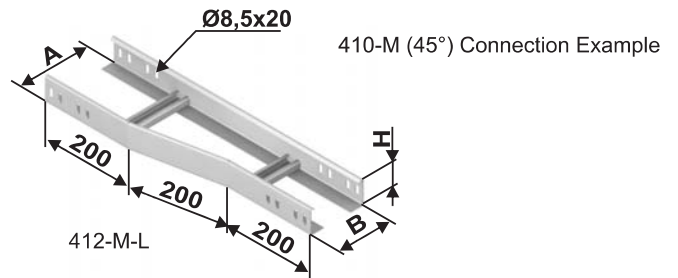
ORDER CODE	H mm	A mm	T mm	WEIGHT (kg/pcs) (H.D.G.)	WEIGHT (kg/pcs) (E.G.)
410-M (45°)	50	100	1.5	1.343	1.249
412-M (45°)	50	120	1.5	1.386	1.290
416-M (45°)	50	160	1.5	1.473	1.370
420-M (45°)	50	200	1.5	1.560	1.450
426-M (45°)	50	260	1.5	1.691	1.570
430-M (45°)	50	300	1.5	1.976	1.832
440-M (45°)	50	400	2.0	2.891	2.724
450-M (45°)	50	500	2.0	3.246	3.058
460-M (45°)	50	600	2.0	3.602	3.391
470-M (45°)	50	700	2.0	3.957	3.723
480-M (45°)	50	800	2.0	4.311	4.055
490-M (45°)	50	900	2.0	4.667	4.389
400-M (45°)	50	1000	2.0	5.022	4.721



NOTE: In our standard productions "B" dimensions with "A" dimensions are equal. In your requests "B" dimensions can be changed and the production can be made according to your request.

Left reducer

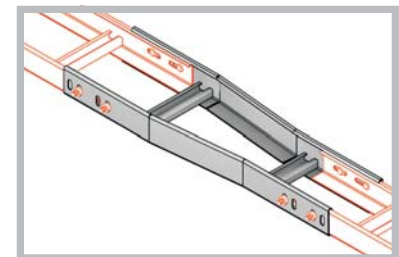
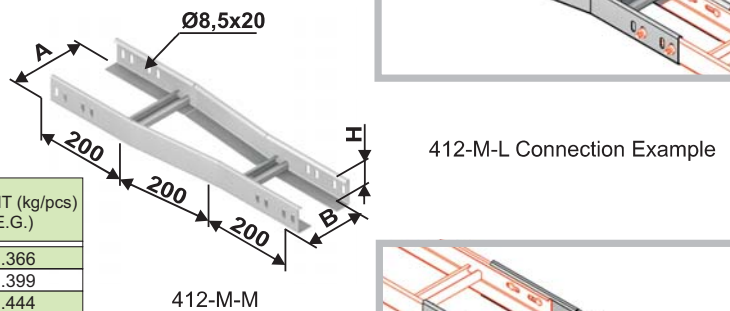
ORDER CODE	H mm	A mm	B mm	T mm	WEIGHT (kg/pcs) (H.D.G.)	WEIGHT (kg/pcs) (E.G.)
412-M-L	50	120	100	1.5	1.468	1.365
416-M-L	50	160	120	1.5	1.498	1.393
420-M-L	50	200	160	1.5	1.550	1.440
426-M-L	50	260	200	1.5	1.605	1.490
430-M-L	50	300	260	1.5	1.672	1.551
440-M-L	50	400	300	2.0	2.187	2.061
450-M-L	50	500	400	2.0	2.378	2.241
460-M-L	50	600	500	2.0	2.527	2.380
470-M-L	50	700	600	2.0	2.676	2.519
480-M-L	50	800	700	2.0	2.826	2.658
490-M-L	50	900	800	2.0	2.975	2.797
400-M-L	50	1000	900	2.0	3.125	2.936



NOTE: The other sizes reductions can be produced as per client's requests.

Middle reducer

ORDER CODE	H mm	A mm	B mm	T mm	WEIGHT (kg/pcs) (H.D.G.)	WEIGHT (kg/pcs) (E.G.)
412-M-M	50	120	100	1.5	1.469	1.366
416-M-M	50	160	120	1.5	1.506	1.399
420-M-M	50	200	160	1.5	1.555	1.444
426-M-M	50	260	200	1.5	1.616	1.500
430-M-M	50	300	260	1.5	1.676	1.556
440-M-M	50	400	300	2.0	2.228	2.099
450-M-M	50	500	400	2.0	2.418	2.279
460-M-M	50	600	500	2.0	2.567	2.418
470-M-M	50	700	600	2.0	2.717	2.557
480-M-M	50	800	700	2.0	2.866	2.697
490-M-M	50	900	800	2.0	3.016	2.835
400-M-M	50	1000	900	2.0	3.165	2.974

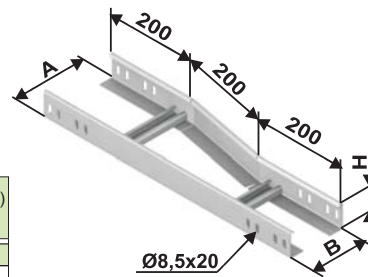


412-M-M Connection Example

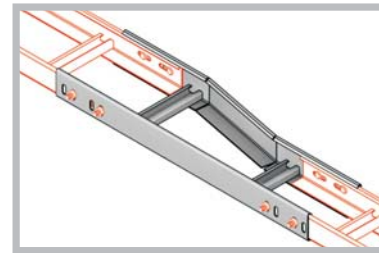


Right reducer

ORDER CODE	H mm	A mm	B mm	T mm	WEIGHT (kg/pcs) (H.D.G.)	WEIGHT (kg/pcs) (E.G.)
412-M-R	50	120	100	1.5	1.468	1.365
416-M-R	50	160	120	1.5	1.498	1.393
420-M-R	50	200	160	1.5	1.550	1.440
426-M-R	50	260	200	1.5	1.605	1.490
430-M-R	50	300	260	1.5	1.672	1.551
440-M-R	50	400	300	2.0	2.187	2.061
450-M-R	50	500	400	2.0	2.378	2.241
460-M-R	50	600	500	2.0	2.527	2.380
470-M-R	50	700	600	2.0	2.676	2.519
480-M-R	50	800	700	2.0	2.826	2.658
490-M-R	50	900	800	2.0	2.975	2.797
400-M-R	50	1000	900	2.0	3.125	2.936



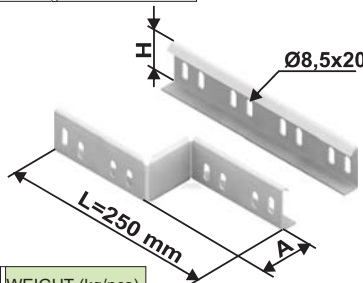
412-M-R



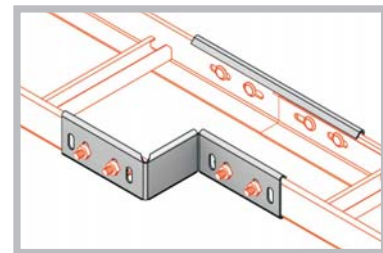
412-M-R Connection Example

Reducing angles (Left)

ORDER CODE	H mm	A mm	T mm	WEIGHT (kg/pcs) (H.D.G.)	WEIGHT (kg/pcs) (E.G.)
403-5AP-L	50	30	1.5	0.545	0.509
404-5AP-L	50	40	1.5	0.556	0.519
405-5AP-L	50	50	1.5	0.567	0.529
410-5AP-L	50	100	1.5	0.622	0.580
416-5AP-L	50	160	1.5	0.687	0.641
420-5AP-L	50	200	1.5	0.730	0.682
426-5AP-L	50	260	1.5	0.796	0.743
430-5AP-L	50	300	1.5	0.839	0.783



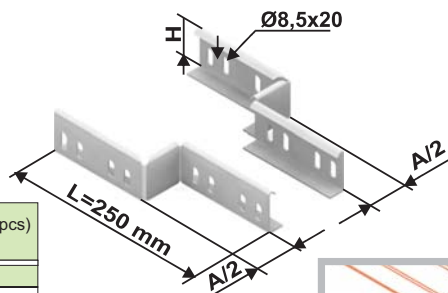
403-5AP-L



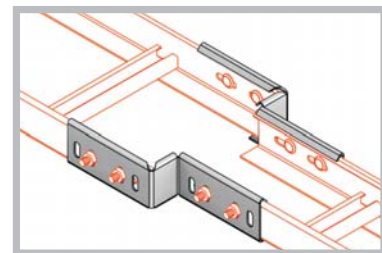
403-5AP-L Connection Example

Reducing angles (Middle)

ORDER CODE	H mm	A mm	T mm	WEIGHT (kg/pcs) (H.D.G.)	WEIGHT (kg/pcs) (E.G.)
403-5AP-M	50	30	1.5	0.545	0.509
404-5AP-M	50	40	1.5	0.556	0.519
405-5AP-M	50	50	1.5	0.567	0.529
410-5AP-M	50	100	1.5	0.622	0.580
416-5AP-M	50	160	1.5	0.687	0.641
420-5AP-M	50	200	1.5	0.730	0.682
426-5AP-M	50	260	1.5	0.796	0.743
430-5AP-M	50	300	1.5	0.839	0.783



403-5AP-M



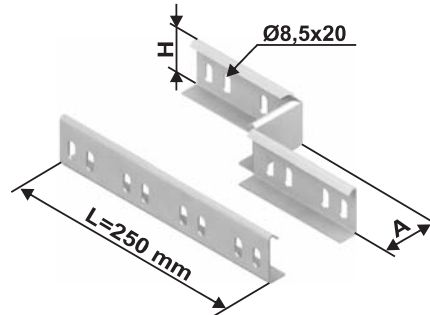
403-5AP-M Connection Example

NOTE: The other sizes reductions can be produced as per client's requests.

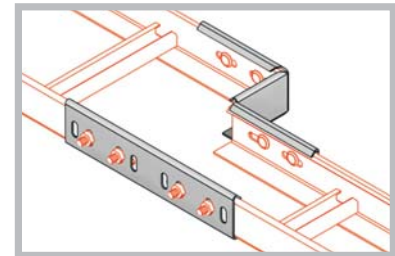
Reducing angles (Right)

ORDER CODE	H mm	A mm	T mm	WEIGHT (kg/pcs) (H.D.G.)	WEIGHT (kg/pcs) (E.G.)
403-5AP-R	50	30	1.5	0.545	0.509
404-5AP-R	50	40	1.5	0.556	0.519
405-5AP-R	50	50	1.5	0.567	0.529
410-5AP-R	50	100	1.5	0.622	0.580
416-5AP-R	50	160	1.5	0.687	0.641
420-5AP-R	50	200	1.5	0.730	0.682
426-5AP-R	50	260	1.5	0.796	0.743
430-5AP-R	50	300	1.5	0.839	0.783

NOTE: The other sizes reductions can be produced as per client's requests.



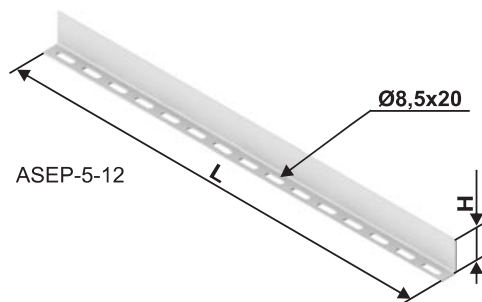
403-5AP-R



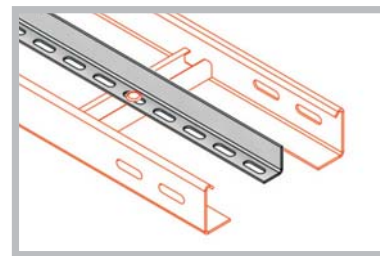
403-5AP-R Connection Example

Separator

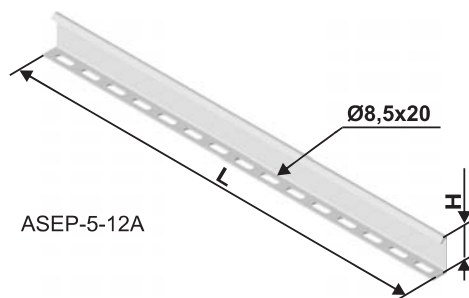
ORDER CODE	H mm	L mm	T mm	WEIGHT (kg/pcs) (H.D.G.)	WEIGHT (kg/pcs) (E.G.)
ASEP-5-12	50	2500	1.2	0.687	0.624
ASEP-5-15	50	2500	1.5	0.841	0.778
ASEP-5-12A	50	2500	1.2	0.791	0.720
ASEP-5-15A	50	2500	1.5	0.969	0.897



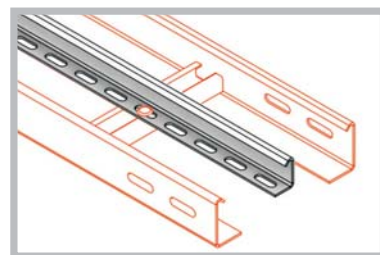
ASEP-5-12



ASEP-5-12 Connection Example



ASEP-5-12A

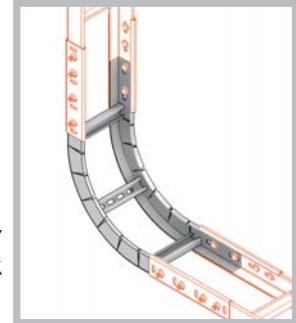


ASEP-5-12A Connection Example

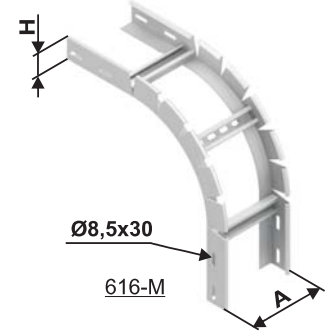
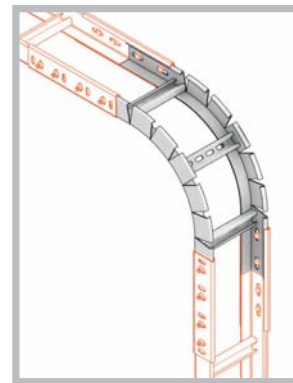
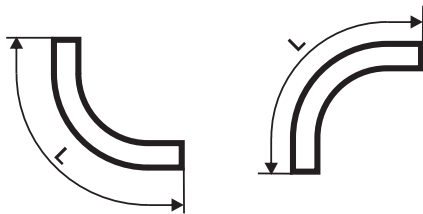


Inside & Outside vertical adjustable bends 90 degree

ORDER CODE	H mm	A mm	L mm	T mm	WEIGHT (kg/pcs) (H.D.G.)	WEIGHT (kg/pcs) (E.G.)
510-M / 610-M	50	100	1000	1.5	2.064	1.918
512-M / 612-M	50	120	1000	1.5	2.099	1.951
516-M / 616-M	50	160	1000	1.5	2.174	2.019
520-M / 620-M	50	200	1000	1.5	2.247	2.086
526-M / 626-M	50	260	1000	1.5	2.356	2.186
530-M / 630-M	50	300	1000	1.5	2.429	2.252
540-M / 640-M	50	400	1000	2.0	3.356	3.163
550-M / 650-M	50	500	1000	2.0	3.580	3.371
560-M / 660-M	50	600	1000	2.0	3.803	3.579
570-M / 670-M	50	700	1000	2.0	4.028	3.789
580-M / 680-M	50	800	1000	2.0	4.253	3.997
590-M / 690-M	50	900	1000	2.0	4.476	4.205
500-M / 600-M	50	1000	1000	2.0	4.701	4.414



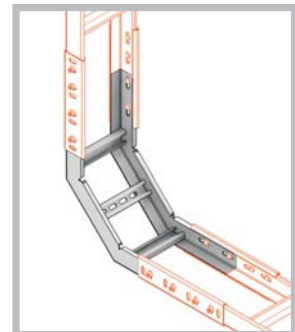
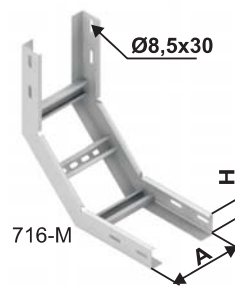
516-M Connection Example



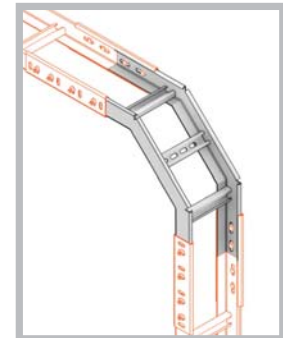
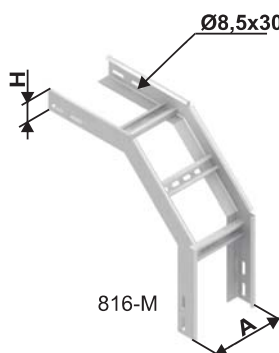
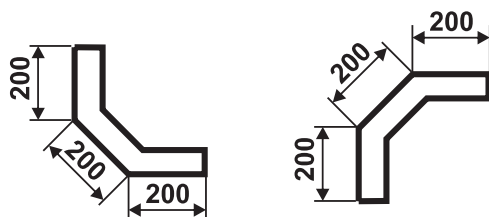
616-M Connection Example

Inside & Outside vertical bends 90 degree

ORDER CODE	H mm	A mm	T mm	WEIGHT (kg/pcs) (H.D.G.)	WEIGHT (kg/pcs) (E.G.)
INSIDE/OUTSIDE				INSIDE/OUTSIDE	INSIDE/OUTSIDE
710-M / 810-M	50	100	1.5	1.360 / 1.264	1.528 / 1.420
712-M / 812-M	50	120	1.5	1.396 / 1.297	1.564 / 1.453
716-M / 816-M	50	160	1.5	1.470 / 1.364	1.638 / 1.521
720-M / 820-M	50	200	1.5	1.543 / 1.431	1.711 / 1.588
726-M / 826-M	50	260	1.5	1.653 / 1.532	1.821 / 1.688
730-M / 830-M	50	300	1.5	1.725 / 1.598	1.893 / 1.754
740-M / 840-M	50	400	2.0	2.437 / 2.293	2.656 / 2.501
750-M / 850-M	50	500	2.0	2.661 / 2.502	2.880 / 2.709
760-M / 860-M	50	600	2.0	2.884 / 2.710	3.103 / 2.917
770-M / 870-M	50	700	2.0	3.110 / 2.919	3.328 / 3.127
780-M / 880-M	50	800	2.0	3.334 / 3.128	3.552 / 3.335
790-M / 890-M	50	900	2.0	3.557 / 3.336	3.775 / 3.543
700-M / 800-M	50	1000	2.0	3.782 / 3.545	4.001 / 3.752



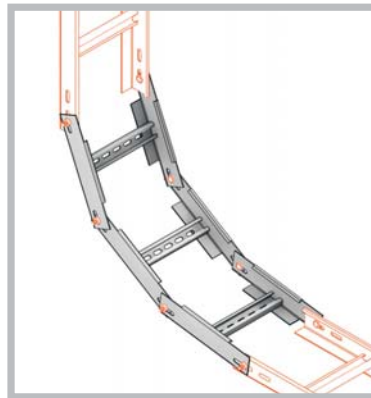
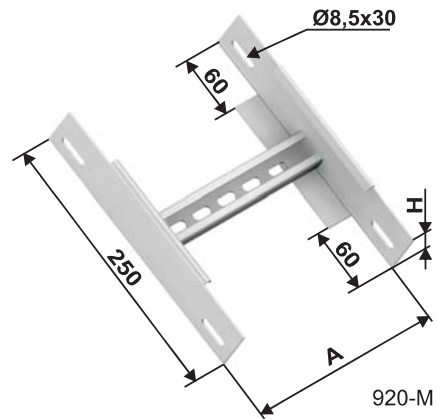
716-M Connection Example



816-M Connection Example

Level change units

ORDER CODE	H mm	A mm	T mm	WEIGHT (kg/pcs) (H.D.G.)	WEIGHT (kg/pcs) (E.G.)
910-M	50	100	1.5	0.531	0.493
912-M	50	120	1.5	0.543	0.504
916-M	50	160	1.5	0.567	0.527
920-M	50	200	1.5	0.592	0.549
926-M	50	260	1.5	0.628	0.582
930-M	50	300	1.5	0.652	0.605
940-M	50	400	2.0	0.909	0.856
950-M	50	500	2.0	0.984	0.925
960-M	50	600	2.0	1.058	0.995
970-M	50	700	2.0	1.133	1.065
980-M	50	800	2.0	1.208	1.134
990-M	50	900	2.0	1.282	1.203
900-M	50	1000	2.0	1.358	1.273

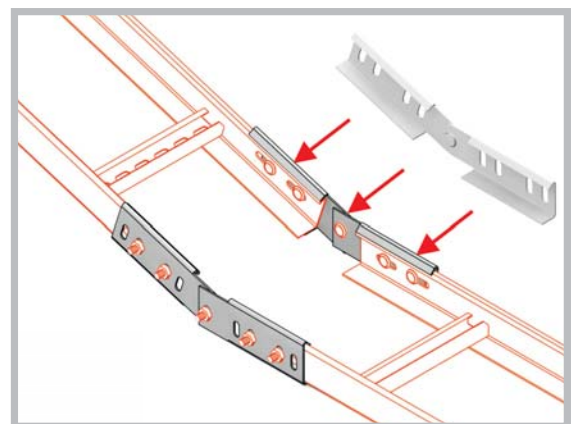
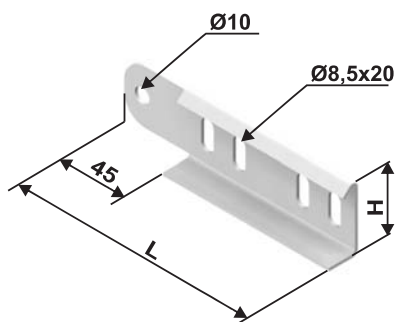


Level change unit joint

920-M Connection Example


ORDER CODE	H mm	L mm	T mm	WEIGHT (kg/pcs) (H.D.G.)	WEIGHT (kg/pcs) (E.G.)
901-5	50	160	1.5	0.318	0.296

NOTE: This product consists of two (2) pieces and sold as a set.



901-5 Connection Example

901-5

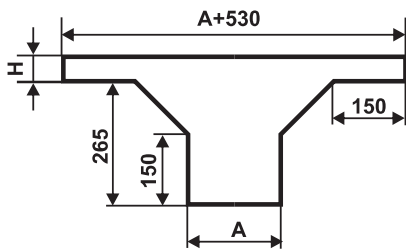




Vertical tees

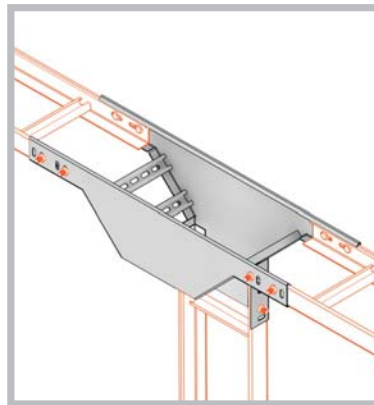
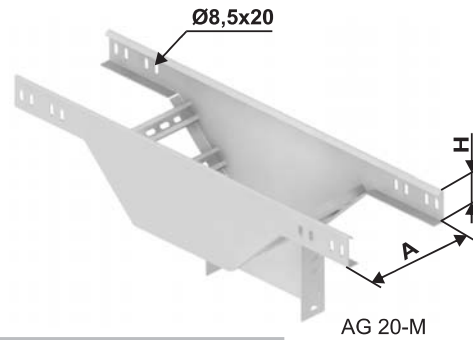
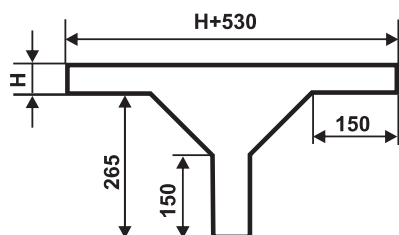
ORDER CODE	H mm	A mm	T mm	WEIGHT (kg/pcs) (H.D.G.)	WEIGHT (kg/pcs) (E.G.)
AG10-M	50	100	1.5	2.443	2.272
AG12-M	50	120	1.5	2.618	2.434
AG16-M	50	160	1.5	2.972	2.763
AG20-M	50	200	1.5	3.325	3.090
AG26-M	50	260	1.5	3.855	3.582
AG30-M	50	300	1.5	4.206	3.908
AG40-M	50	400	2.0	6.592	6.228
AG50-M	50	500	2.0	7.728	7.299
AG60-M	50	600	2.0	8.862	8.370
AG70-M	50	700	2.0	9.999	9.443
AG80-M	50	800	2.0	11.135	10.515
AG90-M	50	900	2.0	12.269	11.585
AG00-M	50	1000	2.0	13.406	12.658

NOTE: In our standard productions "B" dimensions with "A" dimensions are equal. In your requests "B" dimensions can be changed and the production can be made according to your request.

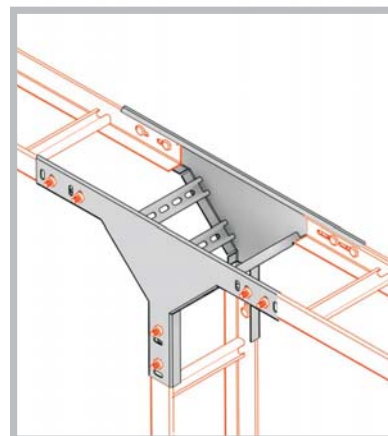
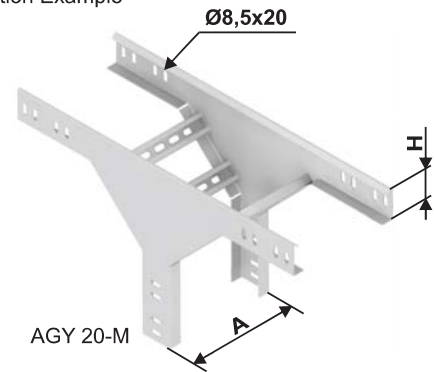


From middle vertical tees

ORDER CODE	H mm	A mm	T mm	WEIGHT (kg/pcs) (H.D.G.)	WEIGHT (kg/pcs) (E.G.)
AGY10-M	50	100	1.5	2.190	2.036
AGY12-M	50	120	1.5	2.237	2.079
AGY16-M	50	160	1.5	2.336	2.170
AGY20-M	50	200	1.5	2.433	2.259
AGY26-M	50	260	1.5	2.580	2.393
AGY30-M	50	300	1.5	2.676	2.481
AGY40-M	50	400	2.0	3.752	3.534
AGY50-M	50	500	2.0	4.051	3.813
AGY60-M	50	600	2.0	4.348	4.089
AGY70-M	50	700	2.0	4.649	4.369
AGY80-M	50	800	2.0	4.947	4.647
AGY90-M	50	900	2.0	5.245	4.924
AGY00-M	50	1000	2.0	5.545	5.204



AG 10-M Connection Example

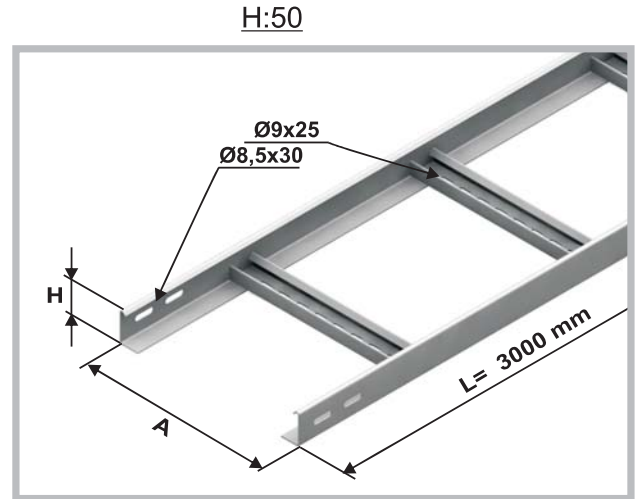


AGY 10-M Connection Example

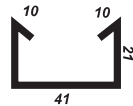


Light duty cable ladder welded type

ORDER CODE	H mm	A mm	T mm	WEIGHT (kg/m) (H.D.G.)	WEIGHT (kg/m) (E.G.)
A 10-ML	50	100	1.5	2.420	2.252
A 12-ML	50	120	1.5	2.474	2.301
A 16-ML	50	160	1.5	2.581	2.399
A 20-ML	50	200	1.5	2.687	2.497
A 26-ML	50	260	1.5	2.848	2.644
A 30-ML	50	300	1.5	2.954	2.741
A 40-ML	50	400	2.0	4.124	3.889
A 50-ML	50	500	2.0	4.451	4.194
A 60-ML	50	600	2.0	4.779	4.499
A 70-ML	50	700	2.0	5.106	4.804
A 80-ML	50	800	2.0	5.433	5.108
A 90-ML	50	900	2.0	5.760	5.413
A 100-ML	50	1000	2.0	6.088	5.718



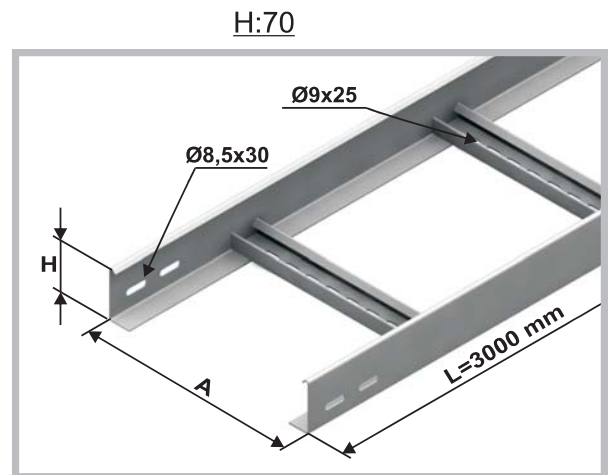
Cable ladder view



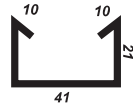
Rung view

Standard cable ladder welded type

ORDER CODE	H mm	A mm	T mm	WEIGHT (kg/m) (H.D.G.)	WEIGHT (kg/m) (E.G.)
A 10-MHL	70	100	1.5	2.930	2.728
A 12-MHL	70	120	1.5	2.984	2.777
A 16-MHL	70	160	1.5	3.091	2.875
A 20-MHL	70	200	1.5	3.197	2.973
A 26-MHL	70	260	1.5	3.358	3.119
A 30-MHL	70	300	1.5	3.464	3.217
A 40-MHL	70	400	2.0	4.791	4.521
A 50-MHL	70	500	2.0	5.118	4.826
A 60-MHL	70	600	2.0	5.445	5.131
A 70-MHL	70	700	2.0	5.773	5.436
A 80-MHL	70	800	2.0	6.100	5.741
A 90-MHL	70	900	2.0	6.427	6.046
A 100-MHL	70	1000	2.0	6.754	6.351



Cable ladder view



Rung view

H.D.G.: Hot dip galvanized

E.G.: Electro galvanized

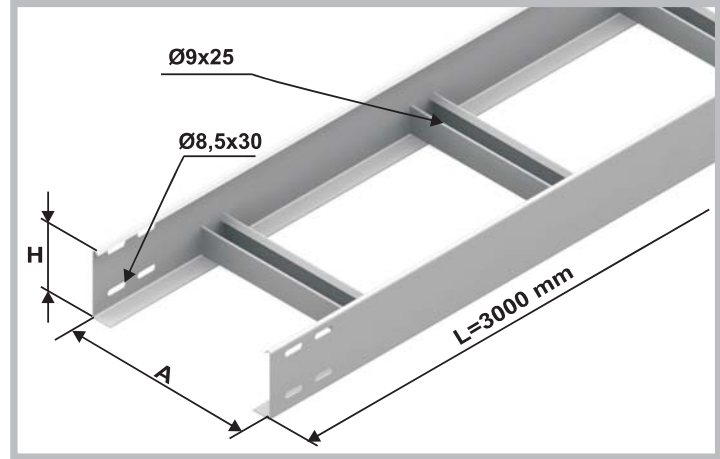
NOTE:
There are two type cable ladder. Welded and module types.
Our standard is welded type, also we can product moulded type.



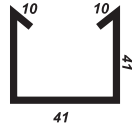
Heavy duty cable ladder welded type

ORDER CODE	H mm	A mm	T mm	WEIGHT (kg/m) (H.D.G.)	WEIGHT (kg/m) (E.G.)
A 10-MAL	100	100	1.5	3.800	3.538
A 12-MAL	100	120	1.5	3.877	3.608
A 16-MAL	100	160	1.5	4.030	3.749
A 20-MAL	100	200	1.5	4.184	3.889
A 26-MAL	100	260	1.5	4.414	4.100
A 30-MAL	100	300	1.5	4.568	4.241
A 40-MAL	100	400	2.0	6.348	5.989
A 50-MAL	100	500	2.0	6.818	6.427
A 60-MAL	100	600	2.0	7.288	6.866
A 70-MAL	100	700	2.0	7.758	7.304
A 80-MAL	100	800	2.0	8.229	7.742
A 90-MAL	100	900	2.0	8.699	8.181
A 100-MAL	100	1000	2.0	9.169	8.619

H:100



Cable ladder view

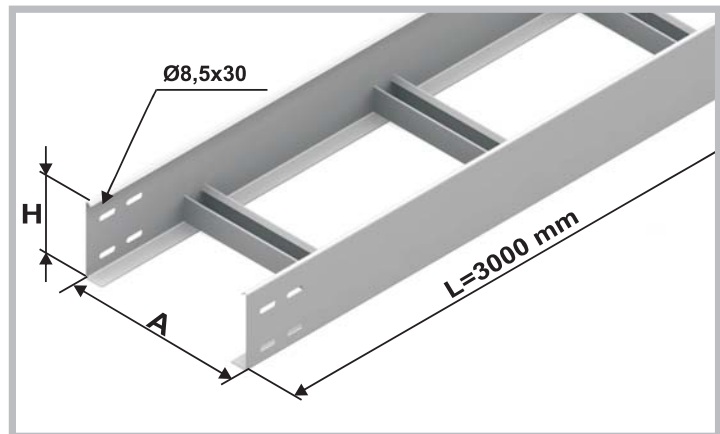


Rung view

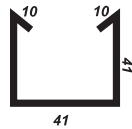
Heavy duty cable ladder welded type

ORDER CODE	H mm	A mm	T mm	WEIGHT (kg/m) (H.D.G.)	WEIGHT (kg/m) (E.G.)
A 12-MHAL	125	120	1.5	4.516	4.204
A 16-MHAL	125	160	1.5	4.669	4.344
A 20-MHAL	125	200	1.5	4.823	4.485
A 26-MHAL	125	260	1.5	5.053	4.696
A 30-MHAL	125	300	1.5	5.206	4.837
A 40-MHAL	125	400	2.0	7.183	6.781
A 50-MHAL	125	500	2.0	7.653	7.220
A 60-MHAL	125	600	2.0	8.123	7.658
A 70-MHAL	125	700	2.0	8.594	8.096
A 80-MHAL	125	800	2.0	9.064	8.534
A 90-MHAL	125	900	2.0	9.534	8.973
A 100-MHAL	125	1000	2.0	10.004	9.411

H:125



Merdiven kesiti
Cable ladder view



Basamak kesiti
Rung view

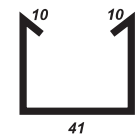
NOTE:
There are two type cable ladder. Welded and module types.
Our standard is welded type, also we can produce module type.

Heavy duty cable ladder welded type

ORDER CODE	H mm	A mm	T mm	WEIGHT (kg/m) (H.D.G.)	WEIGHT (kg/m) (E.G.)
A 16-MHAYL	150	160	1.5	5.308	4.940
A 20-MHAYL	150	200	1.5	5.461	5.081
A 26-MHAYL	150	260	1.5	5.692	5.292
A 30-MHAYL	150	300	1.5	5.845	5.433
A 40-MHAYL	150	400	2.0	8.018	7.573
A 50-MHAYL	150	500	2.0	8.488	8.012
A 60-MHAYL	150	600	2.0	8.958	8.450
A 70-MHAYL	150	700	2.0	9.429	8.888
A 80-MHAYL	150	800	2.0	9.899	9.327
A 90-MHAYL	150	900	2.0	10.369	9.765
A 100-MHAYL	150	1000	2.0	10.839	10.203

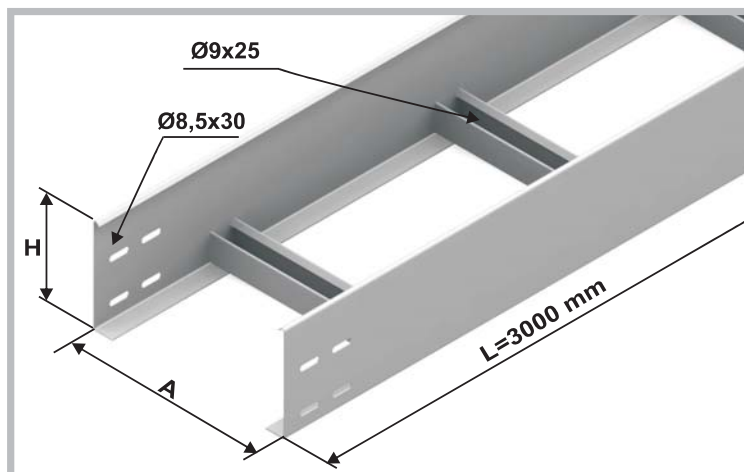


Cable ladder view



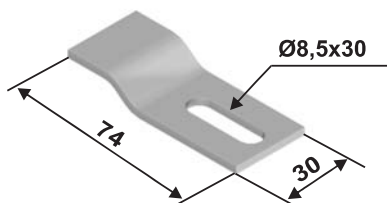
Rung view

H:150

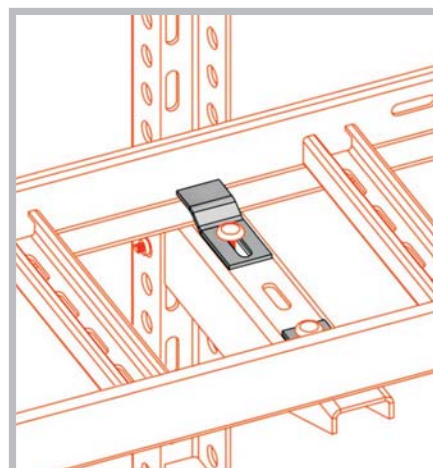


Fixing unit konsola

ORDER CODE	T mm	WEIGHT (kg/pcs) (H.D.G.)	WEIGHT (kg/pcs) (E.G.)
AMD	3.0	0.049	0.045



AMD

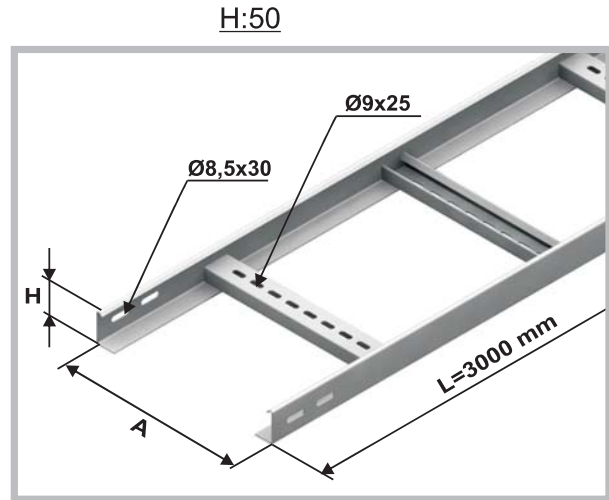


AMD Connection Example

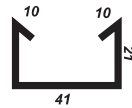


Light duty cable ladder welded type

ORDER CODE	H mm	A mm	T mm	WEIGHT (kg/m) (H.D.G.)	WEIGHT (kg/m) (E.G.)
A 10-MLD	50	100	1.5	2.420	2.252
A 12-MLD	50	120	1.5	2.474	2.301
A 16-MLD	50	160	1.5	2.581	2.399
A 20-MLD	50	200	1.5	2.687	2.497
A 26-MLD	50	260	1.5	2.848	2.644
A 30-MLD	50	300	1.5	2.954	2.741
A 40-MLD	50	400	2.0	4.124	3.889
A 50-MLD	50	500	2.0	4.451	4.194
A 60-MLD	50	600	2.0	4.779	4.499
A 70-MLD	50	700	2.0	5.106	4.804
A 80-MLD	50	800	2.0	5.433	5.108
A 90-MLD	50	900	2.0	5.760	5.413
A 100-MLD	50	1000	2.0	6.088	5.718



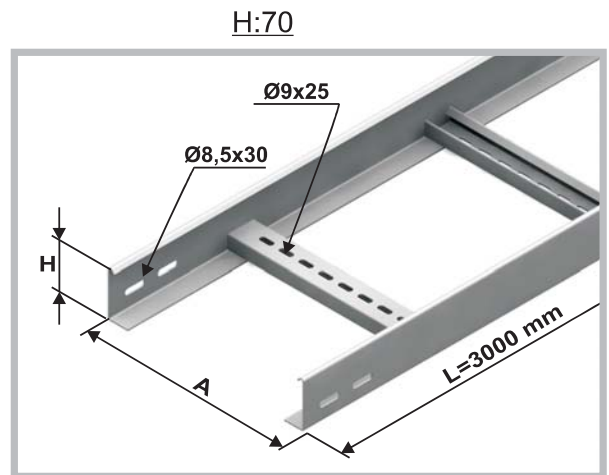
Cable ladder view



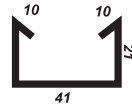
Rung view

Standard cable ladder welded type

ORDER CODE	H mm	A mm	T mm	WEIGHT (kg/m) (H.D.G.)	WEIGHT (kg/m) (E.G.)
A 10-MHLD	70	100	1.5	2.930	2.728
A 12-MHLD	70	120	1.5	2.984	2.777
A 16-MHLD	70	160	1.5	3.091	2.875
A 20-MHLD	70	200	1.5	3.197	2.973
A 26-MHLD	70	260	1.5	3.358	3.119
A 30-MHLD	70	300	1.5	3.464	3.217
A 40-MHLD	70	400	2.0	4.791	4.521
A 50-MHLD	70	500	2.0	5.118	4.826
A 60-MHLD	70	600	2.0	5.445	5.131
A 70-MHLD	70	700	2.0	5.773	5.436
A 80-MHLD	70	800	2.0	6.100	5.741
A 90-MHLD	70	900	2.0	6.427	6.046
A 100-MHLD	70	1000	2.0	6.754	6.351



Cable ladder view



Rung view

H.D.G.: Hot dip galvanized

E.G.: Electro galvanized

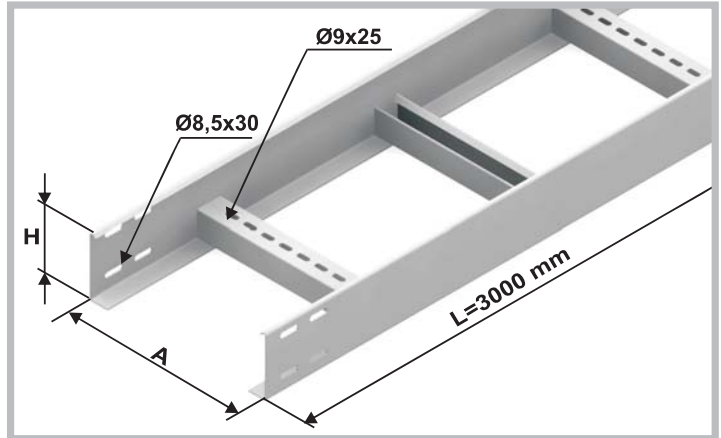
NOTE:
There are two type cable ladder. Welded and module types.
Our standard is welded type, also we can product moulded type.



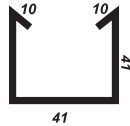
Heavy duty cable ladder welded type

H:100

ORDER CODE	H mm	A mm	T mm	WEIGHT (kg/m) (H.D.G.)	WEIGHT (kg/m) (E.G.)
A 10-MALD	100	100	1.5	3.800	3.538
A 12-MALD	100	120	1.5	3.877	3.608
A 16-MALD	100	160	1.5	4.030	3.749
A 20-MALD	100	200	1.5	4.184	3.889
A 26-MALD	100	260	1.5	4.414	4.100
A 30-MALD	100	300	1.5	4.568	4.241
A 40-MALD	100	400	2.0	6.348	5.989
A 50-MALD	100	500	2.0	6.818	6.427
A 60-MALD	100	600	2.0	7.288	6.866
A 70-MALD	100	700	2.0	7.758	7.304
A 80-MALD	100	800	2.0	8.229	7.742
A 90-MALD	100	900	2.0	8.699	8.181
A 100-MALD	100	1000	2.0	9.169	8.619



Cable ladder view

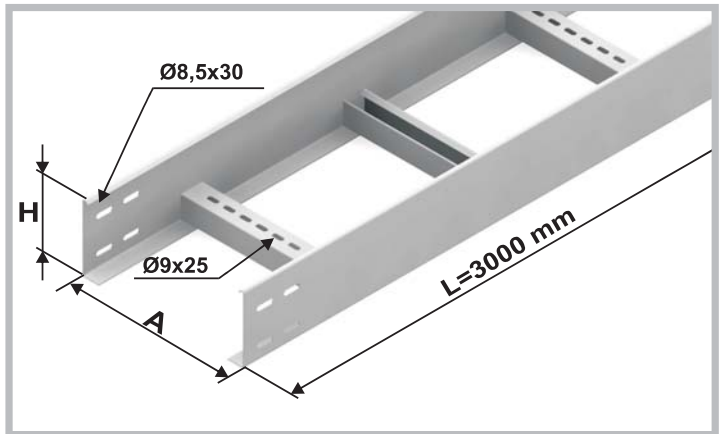


Rung view

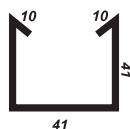
Heavy duty cable ladder welded type

H:125

ORDER CODE	H mm	A mm	T mm	WEIGHT (kg/m) (H.D.G.)	WEIGHT (kg/m) (E.G.)
A 12-MHALD	125	120	1.5	4.516	4.204
A 16-MHALD	125	160	1.5	4.669	4.344
A 20-MHALD	125	200	1.5	4.823	4.485
A 26-MHALD	125	260	1.5	5.053	4.696
A 30-MHALD	125	300	1.5	5.206	4.837
A 40-MHALD	125	400	2.0	7.183	6.781
A 50-MHALD	125	500	2.0	7.653	7.220
A 60-MHALD	125	600	2.0	8.123	7.658
A 70-MHALD	125	700	2.0	8.594	8.096
A 80-MHALD	125	800	2.0	9.064	8.534
A 90-MHALD	125	900	2.0	9.534	8.973
A 100-MHALD	125	1000	2.0	10.004	9.411



Cable ladder view



Rung view

NOTE:
There are two type cable ladder. Welded and module types.
Our standard is welded type, also we can produce module type.

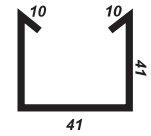


Heavy duty cable ladder welded type

ORDER CODE	H mm	A mm	T mm	WEIGHT (kg/m) (H.D.G.)	WEIGHT (kg/m) (E.G.)
A 16-MHAYLD	150	160	1.5	5.308	4.940
A 20-MHAYLD	150	200	1.5	5.461	5.081
A 26-MHAYLD	150	260	1.5	5.692	5.292
A 30-MHAYLD	150	300	1.5	5.845	5.433
A 40-MHAYLD	150	400	2.0	8.018	7.573
A 50-MHAYLD	150	500	2.0	8.488	8.012
A 60-MHAYLD	150	600	2.0	8.958	8.450
A 70-MHAYLD	150	700	2.0	9.429	8.888
A 80-MHAYLD	150	800	2.0	9.899	9.327
A 90-MHAYLD	150	900	2.0	10.369	9.765
A 100-MHAYLD	150	1000	2.0	10.839	10.203

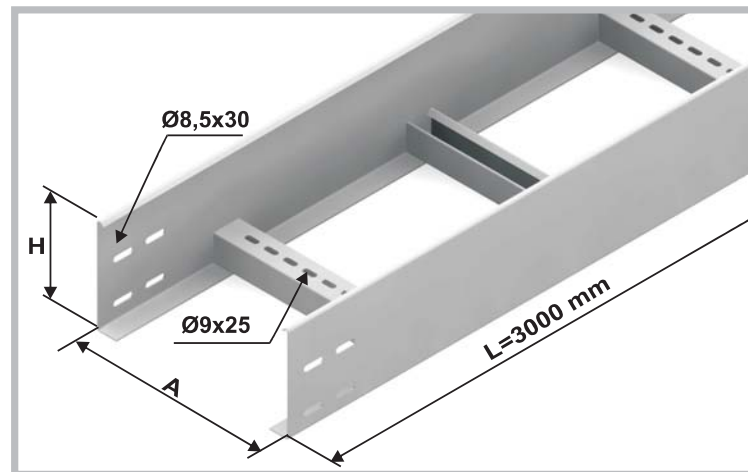


Cable ladder view



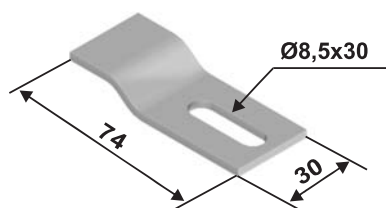
Rung view

H:150

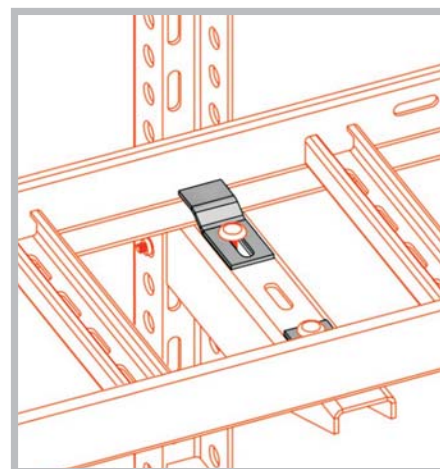


Fixing unit konsola

ORDER CODE	T mm	WEIGHT (kg/pcs) (H.D.G.)	WEIGHT (kg/pcs) (E.G.)
AMD	3.0	0.049	0.045



AMD

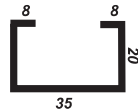
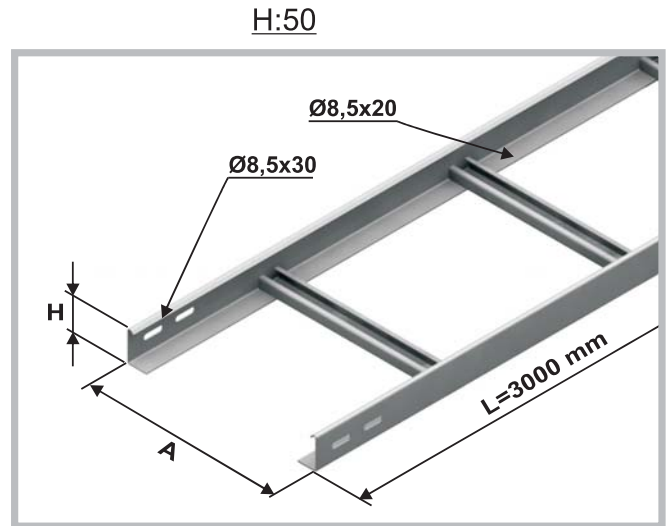


AMD Connection Example



Light duty cable ladder welded type

ORDER CODE	H mm	A mm	T mm	WEIGHT (kg/m) (H.D.G.)	WEIGHT (kg/m) (E.G.)
A 10-MLY	50	100	1.5	2.329	2.168
A 12-MLY	50	120	1.5	2.362	2.199
A 16-MLY	50	160	1.5	2.432	2.262
A 20-MLY	50	200	1.5	2.500	2.324
A 26-MLY	50	260	1.5	2.602	2.418
A 30-MLY	50	300	1.5	2.670	2.480
A 40-MLY	50	400	2.0	3.658	3.454
A 50-MLY	50	500	2.0	3.867	3.648
A 60-MLY	50	600	2.0	4.075	3.842
A 70-MLY	50	700	2.0	4.286	4.038
A 80-MLY	50	800	2.0	4.495	4.233
A 90-MLY	50	900	2.0	4.703	4.426
A 100-MLY	50	1000	2.0	4.913	4.622

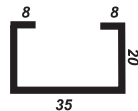
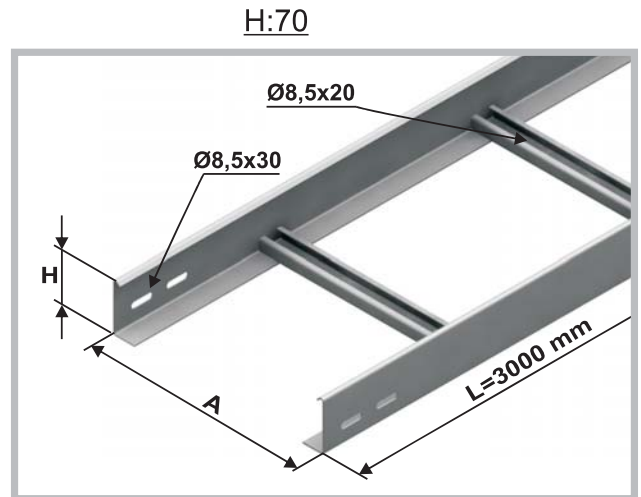


Cable ladder view

Rung view

Standard cable ladder welded type

ORDER CODE	H mm	A mm	T mm	WEIGHT (kg/m) (H.D.G.)	WEIGHT (kg/m) (E.G.)
A 10-MHLY	70	100	1.5	2.839	2.644
A 12-MHLY	70	120	1.5	2.872	2.674
A 16-MHLY	70	160	1.5	2.942	2.738
A 20-MHLY	70	200	1.5	3.010	2.800
A 26-MHLY	70	260	1.5	3.112	2.894
A 30-MHLY	70	300	1.5	3.180	2.956
A 40-MHLY	70	400	2.0	4.325	4.086
A 50-MHLY	70	500	2.0	4.534	4.281
A 60-MHLY	70	600	2.0	4.742	4.475
A 70-MHLY	70	700	2.0	4.953	4.670
A 80-MHLY	70	800	2.0	5.162	4.865
A 90-MHLY	70	900	2.0	5.370	5.059
A 100-MHLY	70	1000	2.0	5.580	5.255



Cable ladder view

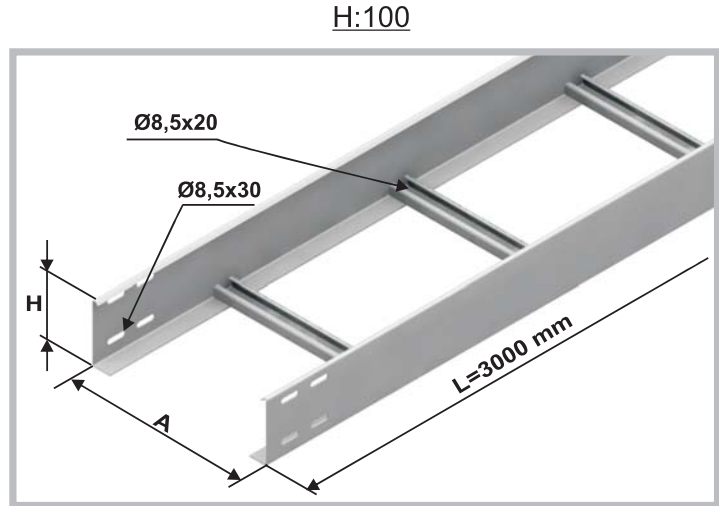
Rung view

NOTE:
There are two type cable ladder. Welded and module types.
Our standard is welded type, also we can produce module type.

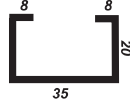


Heavy duty cable ladder welded type

ORDER CODE	H mm	A mm	T mm	WEIGHT (kg/m) (H.D.G.)	WEIGHT (kg/m) (E.G.)
A 10-MALY	100	100	1.5	3.597	3.351
A 12-MALY	100	120	1.5	3.630	3.381
A 16-MALY	100	160	1.5	3.699	3.445
A 20-MALY	100	200	1.5	3.768	3.507
A 26-MALY	100	260	1.5	3.870	3.601
A 30-MALY	100	300	1.5	3.938	3.663
A 40-MALY	100	400	2.0	5.316	5.026
A 50-MALY	100	500	2.0	5.525	5.221
A 60-MALY	100	600	2.0	5.733	5.414
A 70-MALY	100	700	2.0	5.943	5.610
A 80-MALY	100	800	2.0	6.152	5.805
A 90-MALY	100	900	2.0	6.360	5.999
A 100-MALY	100	1000	2.0	6.571	6.194



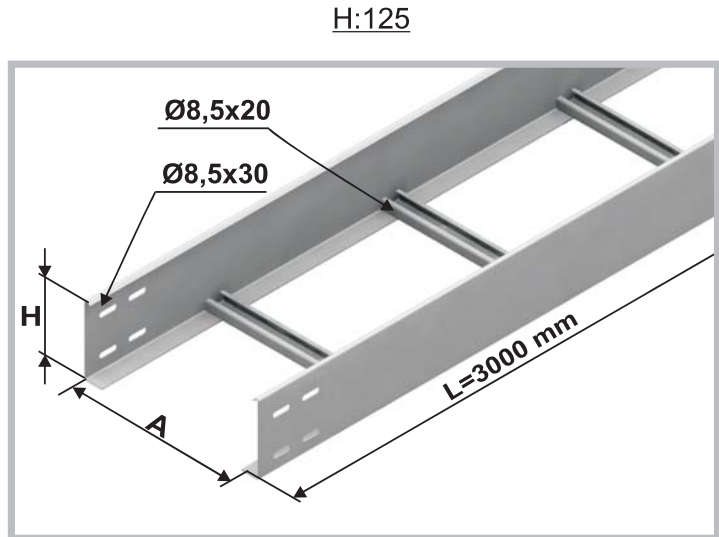
Cable ladder view



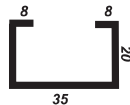
Rung view

Heavy duty cable ladder welded type

ORDER CODE	H mm	A mm	T mm	WEIGHT (kg/m) (H.D.G.)	WEIGHT (kg/m) (E.G.)
A 12-MHALY	125	120	1.5	4.269	3.977
A 16-MHALY	125	160	1.5	4.338	4.040
A 20-MHALY	125	200	1.5	4.406	4.103
A 26-MHALY	125	260	1.5	4.509	4.197
A 30-MHALY	125	300	1.5	4.576	4.258
A 40-MHALY	125	400	2.0	6.151	5.818
A 50-MHALY	125	500	2.0	6.360	6.013
A 60-MHALY	125	600	2.0	6.568	6.207
A 70-MHALY	125	700	2.0	6.778	6.402
A 80-MHALY	125	800	2.0	6.987	6.597
A 90-MHALY	125	900	2.0	7.195	6.791
A 100-MHALY	125	1000	2.0	7.406	6.986



Cable ladder view



Rung view

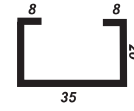
NOTE:
There are two type cable ladder. Welded and module types.
Our standard is welded type, also we can produce module type.

Heavy duty cable ladder welded type

ORDER CODE	H mm	A mm	T mm	WEIGHT (kg/m) (H.D.G.)	WEIGHT (kg/m) (E.G.)
A 16-MHAYLY	150	160	1.5	4.977	4.636
A 20-MHAYLY	150	200	1.5	5.045	4.699
A 26-MHAYLY	150	260	1.5	5.148	4.793
A 30-MHAYLY	150	300	1.5	5.215	4.854
A 40-MHAYLY	150	400	2.0	6.986	6.610
A 50-MHAYLY	150	500	2.0	7.195	6.805
A 60-MHAYLY	150	600	2.0	7.403	6.999
A 70-MHAYLY	150	700	2.0	7.613	7.194
A 80-MHAYLY	150	800	2.0	7.822	7.389
A 90-MHAYLY	150	900	2.0	8.030	7.583
A 100-MHAYLY	150	1000	2.0	8.241	7.779

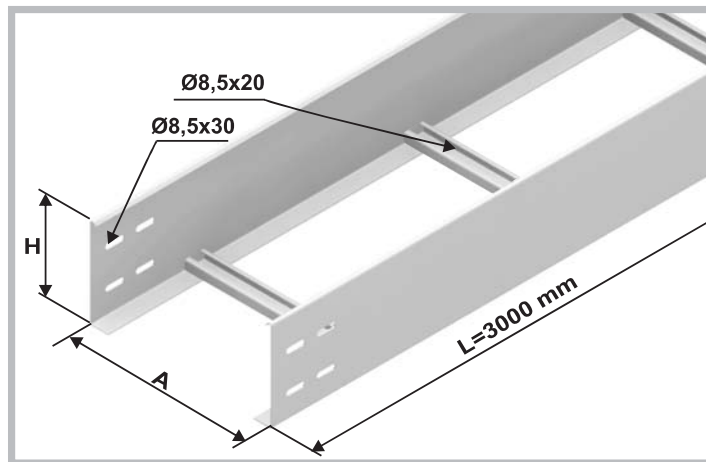


Cable ladder view



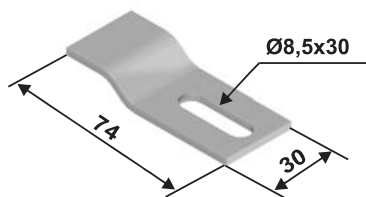
Rung view

H:150

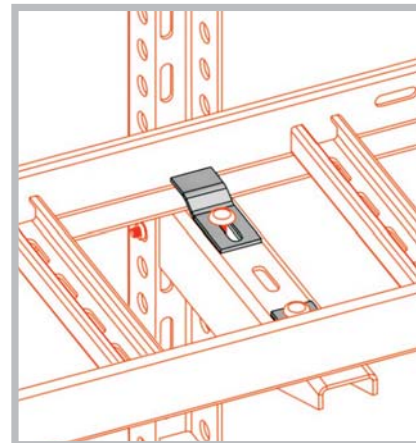


Fixing unit konsola

ORDER CODE	T mm	WEIGHT (kg/pcs) (H.D.G.)	WEIGHT (kg/pcs) (E.G.)
AMD	3.0	0.049	0.045



AMD

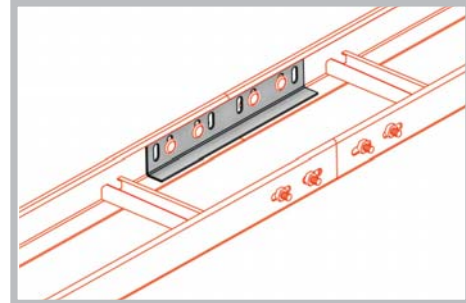
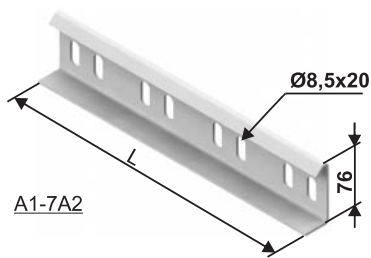
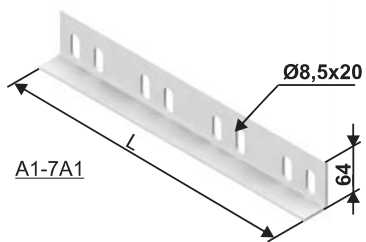


AMD Connection Example

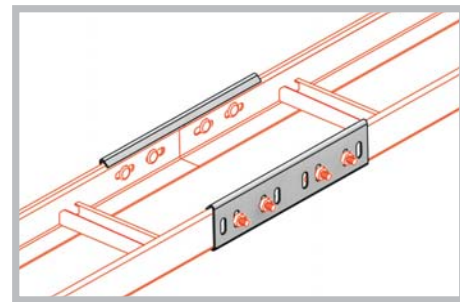


Straight connectors

ORDER CODE	H mm	L mm	T mm	WEIGHT (kg/pcs) (H.D.G.)	WEIGHT (kg/pcs) (E.G.)
A1-7A1	70	250	1.2	0.170	0.156
A1-7A2	70	250	1.5	0.209	0.194



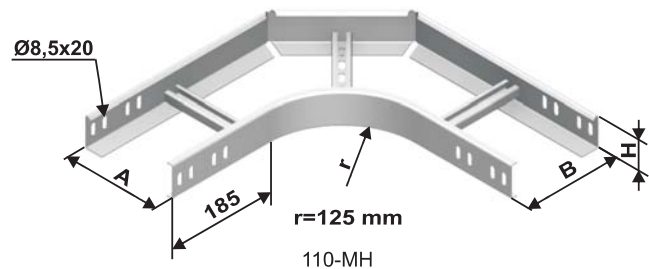
A1-7A1 Connection Example



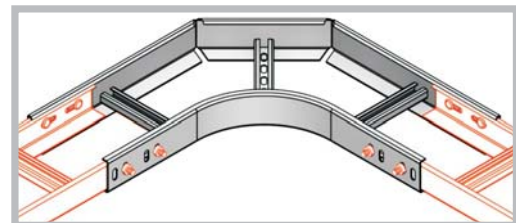
A1-7A2 Connection Example

Horizontal Bends 90 Degree

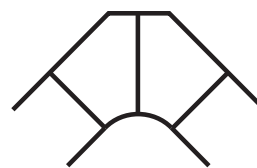
ORDER CODE	H mm	A mm	T mm	WEIGHT (kg/pcs) (H.D.G.)	WEIGHT (kg/pcs) (E.G.)
110-MH	70	100	1.5	1.881	1.750
112-MH	70	120	1.5	1.974	1.836
116-MH	70	160	1.5	2.172	2.019
120-MH	70	200	1.5	2.367	2.200
126-MH	70	260	1.5	2.661	2.472
130-MH	70	300	1.5	3.085	2.861
140-MH	70	400	2.0	4.694	4.427
150-MH	70	500	2.0	5.425	5.113
160-MH	70	600	2.0	6.151	5.796
170-MH	70	700	2.0	6.878	6.479
180-MH	70	800	2.0	7.608	7.165
190-MH	70	900	2.0	8.338	7.851
100-MH	70	1000	2.0	9.065	8.534



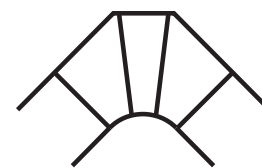
110-MH Connection Example



NOTE: In our standard productions "B" dimensions with "A" dimensions are equal. In your requests "B" dimensions can be changed and the production can be made according to your request.



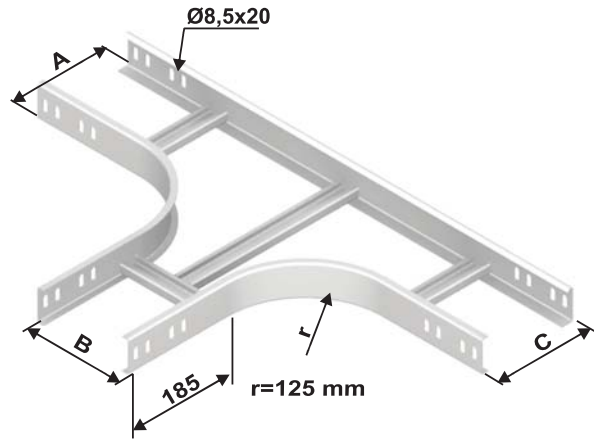
110-MH/126-MH



130-MH/100-MH

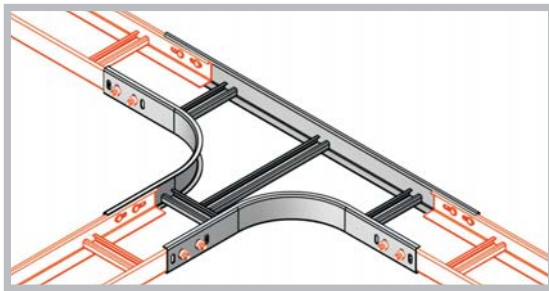
Horizontal tees

ORDER CODE	H mm	A mm	T mm	WEIGHT (kg/pcs) (H.D.G.)	WEIGHT (kg/pcs) (E.G.)
210-MH	70	100	1.5	2.692	2.503
212-MH	70	120	1.5	2.769	2.574
216-MH	70	160	1.5	2.923	2.716
220-MH	70	200	1.5	3.077	2.858
226-MH	70	260	1.5	3.308	3.071
230-MH	70	300	1.5	3.462	3.213
240-MH	70	400	2.0	5.478	5.161
250-MH	70	500	2.0	6.035	5.683
260-MH	70	600	2.0	7.162	6.735
270-MH	70	700	2.0	7.794	7.327
280-MH	70	800	2.0	9.264	8.698
290-MH	70	900	2.0	9.971	9.360
200-MH	70	1000	2.0	11.546	10.829



210-MH

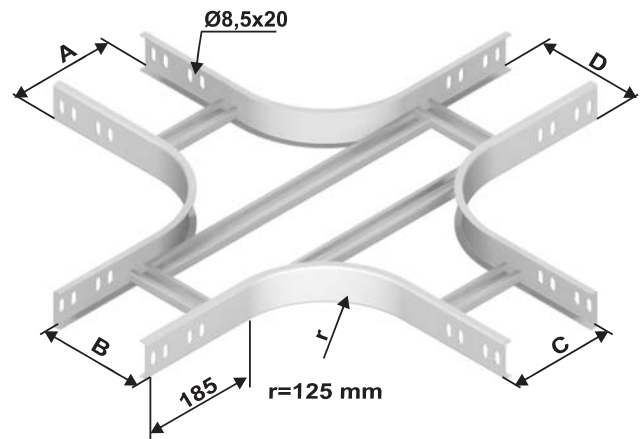
NOTE: In our standard productions "A, B and C" dimensions equal. In your requests "B and C" dimensions can be changed and the production can be made according to your request.



210-MH Connection Example

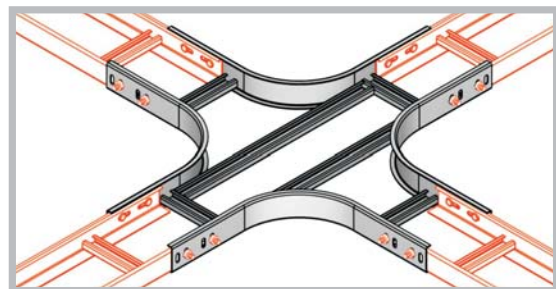
Quadruple horizontal crossing

ORDER CODE	H mm	A mm	T mm	WEIGHT (kg/pcs) (H.D.G.)	WEIGHT (kg/pcs) (E.G.)
310-MH	70	100	1.5	3.200	2.974
312-MH	70	120	1.5	3.261	3.030
316-MH	70	160	1.5	3.676	3.410
320-MH	70	200	1.5	3.823	3.544
326-MH	70	260	1.5	4.043	3.745
330-MH	70	300	1.5	4.189	3.879
340-MH	70	400	2.0	5.802	5.461
350-MH	70	500	2.0	6.250	5.878
360-MH	70	600	2.0	8.075	7.577
370-MH	70	700	2.0	8.673	8.134
380-MH	70	800	2.0	9.272	8.690
390-MH	70	900	2.0	9.870	9.247
300-MH	70	1000	2.0	12.442	11.642



310-MH

NOTE: In our standard productions "A, B, C and D" dimensions equal. In your requests "B, C and D" dimensions can be changed and the production can be made according to your request.



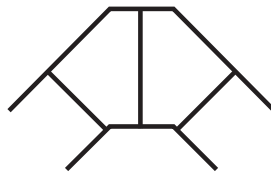
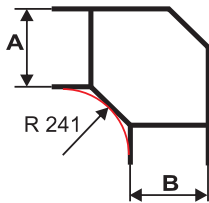
310-MH Connection Example



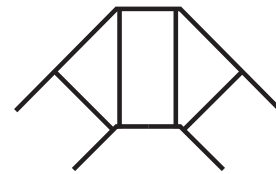
Horizontal Bends 90 Degree

ORDER CODE	H mm	A mm	T mm	WEIGHT (kg/pcs) (H.D.G.)	WEIGHT (kg/pcs) (E.G.)
110-MH (R241)	70	100	1.5	2.065	1.921
112-MH (R241)	70	120	1.5	2.164	2.013
116-MH (R241)	70	160	1.5	2.359	2.194
120-MH (R241)	70	200	1.5	2.556	2.375
126-MH (R241)	70	260	1.5	2.849	2.647
130-MH (R241)	70	300	1.5	3.305	3.066
140-MH (R241)	70	400	2.0	4.974	4.691
150-MH (R241)	70	500	2.0	5.704	5.377
160-MH (R241)	70	600	2.0	6.433	6.062
170-MH (R241)	70	700	2.0	7.161	6.746
180-MH (R241)	70	800	2.0	7.889	7.430
190-MH (R241)	70	900	2.0	8.618	8.115
100-MH (R241)	70	1000	2.0	9.348	8.801

NOTE: In our standard productions "B" dimensions with "A" dimensions are equal. In your requests "B" dimensions can be changed and the production can be made according to your request.



110-MH/126-MH

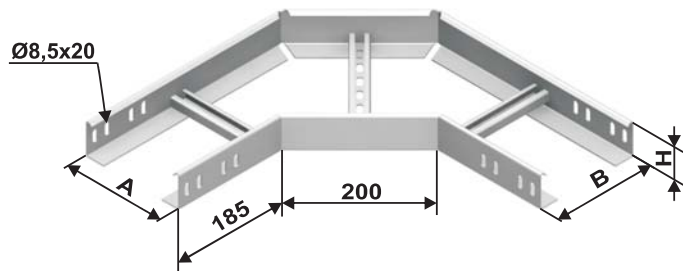
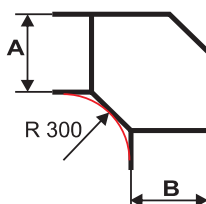


130-MH/100-MH

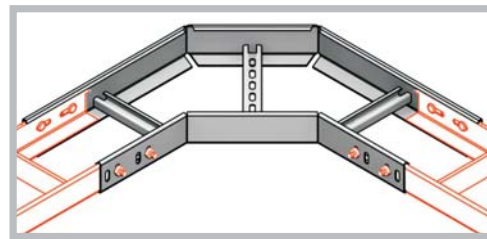
Horizontal Bends 90 Degree (R300)

ORDER CODE	H mm	A mm	T mm	WEIGHT (kg/pcs) (H.D.G.)	WEIGHT (kg/pcs) (E.G.)
110-MH (R300)	70	100	1.5	2.203	2.050
112-MH (R300)	70	120	1.5	2.302	2.141
116-MH (R300)	70	160	1.5	2.497	2.322
120-MH (R300)	70	200	1.5	2.693	2.504
126-MH (R300)	70	260	1.5	2.987	2.775
130-MH (R300)	70	300	1.5	3.443	3.194
140-MH (R300)	70	400	2.0	5.154	4.861
150-MH (R300)	70	500	2.0	5.884	5.548
160-MH (R300)	70	600	2.0	6.613	6.232
170-MH (R300)	70	700	2.0	7.341	6.916
180-MH (R300)	70	800	2.0	8.069	7.601
190-MH (R300)	70	900	2.0	8.798	8.285
100-MH (R300)	70	1000	2.0	9.528	8.971

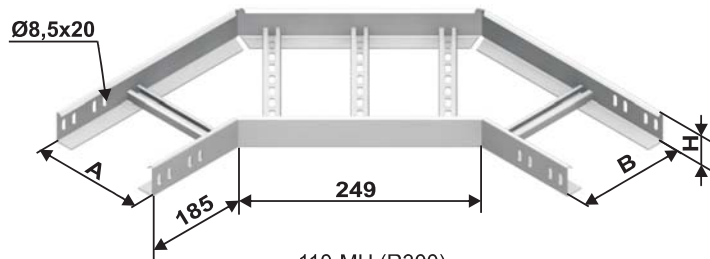
NOTE: In our standard productions "B" dimensions with "A" dimensions are equal. In your requests "B" dimensions can be changed and the production can be made according to your request.



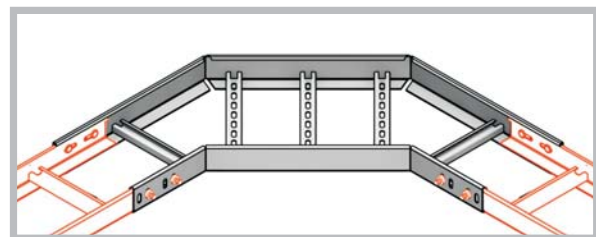
110-MH (R241) Connection Example



110-MH (R241) Connection Example



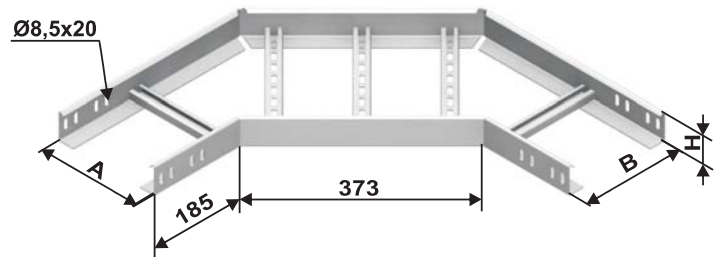
110-MH (R300)



110-MH (R300) Connection Example

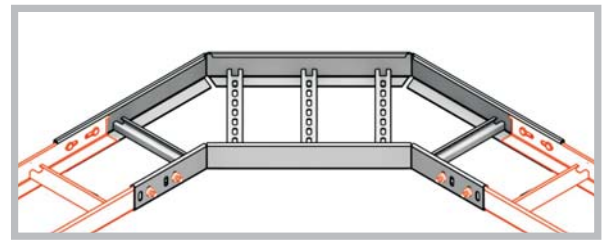
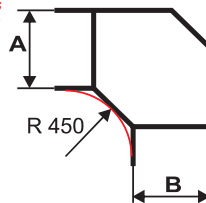
Horizontal Bends 90 Degree (R450)

ORDER CODE	H mm	A mm	T mm	WEIGHT (kg/pcs) (H.D.G.)	WEIGHT (kg/pcs) (E.G.)
110-MH (R450)	70	100	1.5	2.599	2.419
112-MH (R450)	70	120	1.5	2.698	2.511
116-MH (R450)	70	160	1.5	2.893	2.692
120-MH (R450)	70	200	1.5	3.090	2.873
126-MH (R450)	70	260	1.5	3.383	3.145
130-MH (R450)	70	300	1.5	3.839	3.564
140-MH (R450)	70	400	2.0	5.672	5.352
150-MH (R450)	70	500	2.0	6.402	6.039
160-MH (R450)	70	600	2.0	7.131	6.723
170-MH (R450)	70	700	2.0	7.859	7.407
180-MH (R450)	70	800	2.0	8.587	8.092
190-MH (R450)	70	900	2.0	9.316	8.776
100-MH (R450)	70	1000	2.0	10.046	9.462



110-MH (R450)

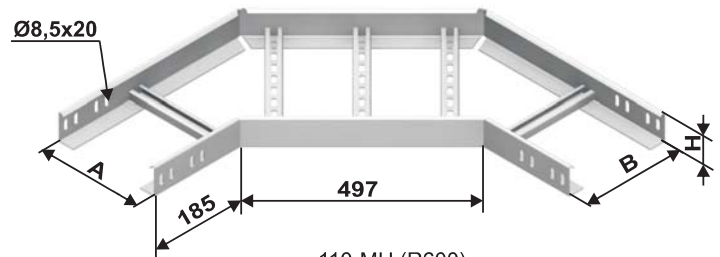
NOTE: In our standard productions "B" dimensions with "A" dimensions are equal. In your requests "B" dimensions can be changed and the production can be made according to your request.



110-MH (R450) Connection Example

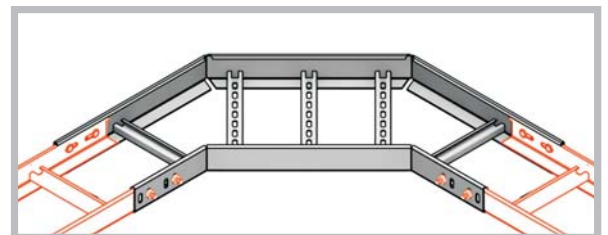
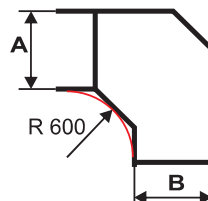
Horizontal Bends 90 Degree (R600)

ORDER CODE	H mm	A mm	T mm	WEIGHT (kg/pcs) (H.D.G.)	WEIGHT (kg/pcs) (E.G.)
110-MH (R600)	70	100	1.5	2.901	2.701
112-MH (R600)	70	120	1.5	2.999	2.792
116-MH (R600)	70	160	1.5	3.195	2.973
120-MH (R600)	70	200	1.5	3.390	3.153
126-MH (R600)	70	260	1.5	3.909	3.631
130-MH (R600)	70	300	1.5	4.139	3.843
140-MH (R600)	70	400	2.0	6.066	5.727
150-MH (R600)	70	500	2.0	7.218	6.805
160-MH (R600)	70	600	2.0	8.005	7.544
170-MH (R600)	70	700	2.0	8.795	8.286
180-MH (R600)	70	800	2.0	9.585	9.027
190-MH (R600)	70	900	2.0	10.374	9.768
100-MH (R600)	70	1000	2.0	11.164	10.510



110-MH (R600)

NOTE: In our standard productions "B" dimensions with "A" dimensions are equal. In your requests "B" dimensions can be changed and the production can be made according to your request.



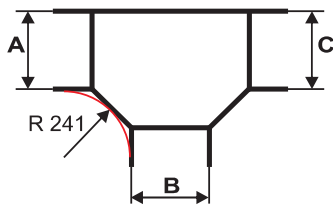
110-MH (R600) Connection Example



Horizontal tees

ORDER CODE	H mm	A mm	T mm	WEIGHT (kg/pcs) (H.D.G.)	WEIGHT (kg/pcs) (E.G.)
210-MH (R241)	70	100	1.5	2.974	2.767
212-MH (R241)	70	120	1.5	3.051	2.837
216-MH (R241)	70	160	1.5	3.205	2.979
220-MH (R241)	70	200	1.5	3.359	3.121
226-MH (R241)	70	260	1.5	3.590	3.334
230-MH (R241)	70	300	1.5	3.744	3.476
240-MH (R241)	70	400	2.0	5.871	5.534
250-MH (R241)	70	500	2.0	6.429	6.056
260-MH (R241)	70	600	2.0	7.566	7.118
270-MH (R241)	70	700	2.0	8.199	7.710
280-MH (R241)	70	800	2.0	9.695	9.106
290-MH (R241)	70	900	2.0	10.402	9.767
200-MH (R241)	70	1000	2.0	11.988	11.247

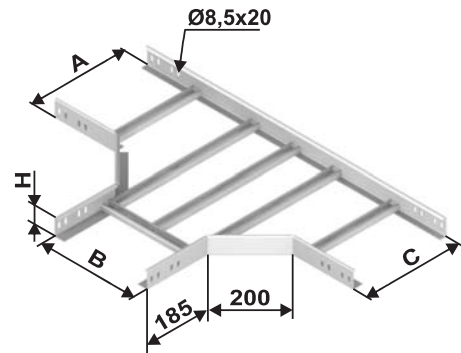
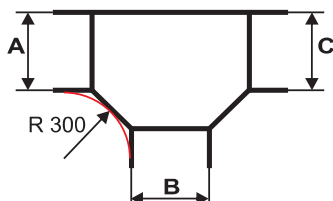
NOTE: In our standard productions "A, B and C" dimensions equal. In your requests "B and C" dimensions can be changed and the production can be made according to your request.



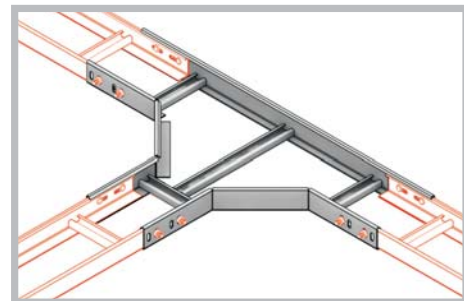
Horizontal tees (R300)

ORDER CODE	H mm	A mm	T mm	WEIGHT (kg/pcs) (H.D.G.)	WEIGHT (kg/pcs) (E.G.)
210-MH (R300)	70	100	1.5	3.231	3.005
212-MH (R300)	70	120	1.5	3.308	3.076
216-MH (R300)	70	160	1.5	3.462	3.218
220-MH (R300)	70	200	1.5	3.616	3.360
226-MH (R300)	70	260	1.5	3.847	3.573
230-MH (R300)	70	300	1.5	4.001	3.715
240-MH (R300)	70	400	2.0	6.256	5.897
250-MH (R300)	70	500	2.0	6.814	6.419
260-MH (R300)	70	600	2.0	7.979	7.507
270-MH (R300)	70	700	2.0	8.610	8.098
280-MH (R300)	70	800	2.0	10.157	9.541
290-MH (R300)	70	900	2.0	10.864	10.202
200-MH (R300)	70	1000	2.0	12.478	11.707

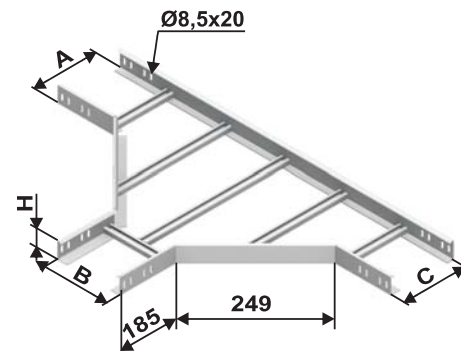
NOTE: In our standard productions "A, B and C" dimensions equal. In your requests "B and C" dimensions can be changed and the production can be made according to your request.



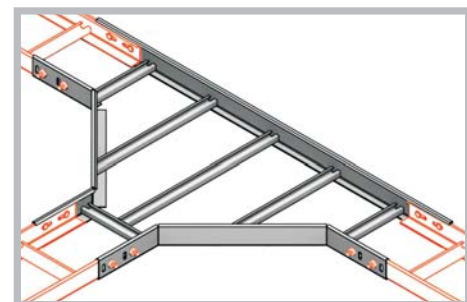
210-MH (R241)



210-MH (R241) Connection Example



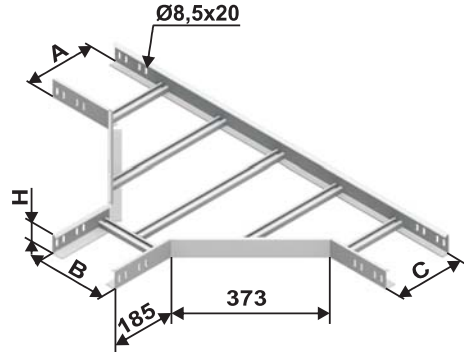
210-MH (R300)



210-MH (R300) Connection Example

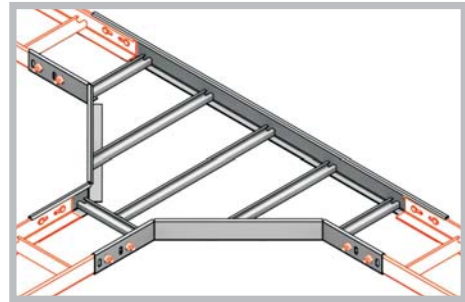
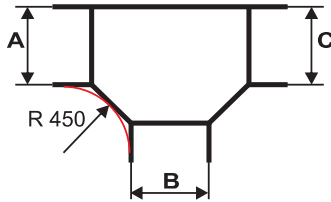
Horizontal tees(R450)

ORDER CODE	H mm	A mm	T mm	WEIGHT (kg/pcs) (H.D.G.)	WEIGHT (kg/pcs) (E.G.)
210-MH (R450)	70	100	1.5	3.975	3.698
212-MH (R450)	70	120	1.5	4.052	3.769
216-MH (R450)	70	160	1.5	4.205	3.910
220-MH (R450)	70	200	1.5	4.359	4.052
226-MH (R450)	70	260	1.5	5.114	4.744
230-MH (R450)	70	300	1.5	5.292	4.908
240-MH (R450)	70	400	2.0	7.877	7.422
250-MH (R450)	70	500	2.0	8.510	8.014
260-MH (R450)	70	600	2.0	9.143	8.607
270-MH (R450)	70	700	2.0	10.746	10.101
280-MH (R450)	70	800	2.0	12.275	11.528
290-MH (R450)	70	900	2.0	13.057	12.259
200-MH (R450)	70	1000	2.0	13.838	12.990



210-MH (R450)

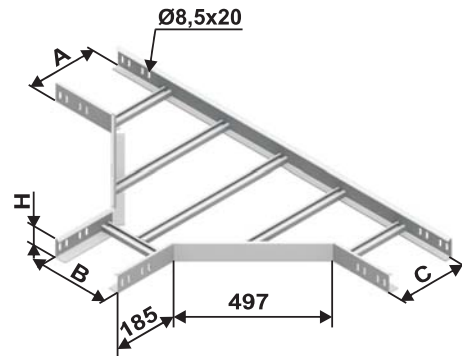
NOTE: In our standard productions "A, B and C" dimensions equal. In your requests "B and C" dimensions can be changed and the production can be made according to your request.



210-MH (R450) Connection Example

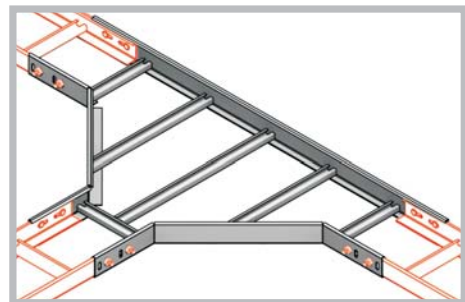
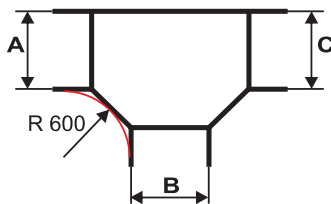
Horizontal tees (R600)

ORDER CODE	H mm	A mm	T mm	WEIGHT (kg/pcs) (H.D.G.)	WEIGHT (kg/pcs) (E.G.)
210-MH (R600)	70	100	1.5	4.529	4.213
212-MH (R600)	70	120	1.5	4.606	4.284
216-MH (R600)	70	160	1.5	5.330	4.948
220-MH (R600)	70	200	1.5	5.865	5.439
226-MH (R600)	70	260	1.5	6.169	5.719
230-MH (R600)	70	300	1.5	6.372	5.905
240-MH (R600)	70	400	2.0	8.793	8.286
250-MH (R600)	70	500	2.0	9.426	8.878
260-MH (R600)	70	600	2.0	11.085	10.426
270-MH (R600)	70	700	2.0	12.605	11.844
280-MH (R600)	70	800	2.0	13.387	12.575
290-MH (R600)	70	900	2.0	14.169	13.306
200-MH (R600)	70	1000	2.0	14.951	14.037



210-MH (R600)

NOTE: In our standard productions "A, B and C" dimensions equal. In your requests "B and C" dimensions can be changed and the production can be made according to your request.



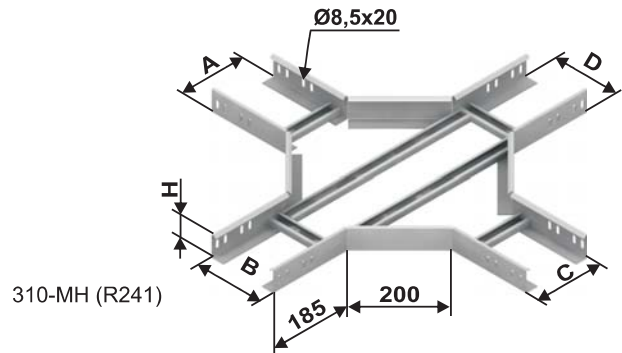
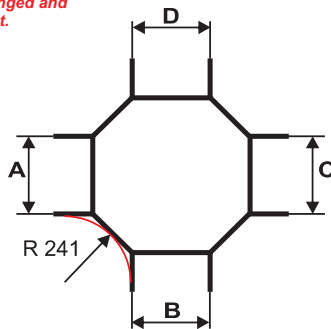
210-MH (R600) Connection Example



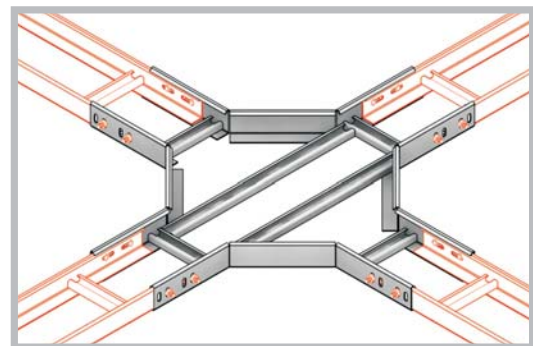
Quadruple horizontal crossing

ORDER CODE	H mm	A mm	T mm	WEIGHT (kg/pcs) (H.D.G.)	WEIGHT (kg/pcs) (E.G.)
310-MH (R241)	70	100	1.5	3.673	3.415
312-MH (R241)	70	120	1.5	3.734	3.471
316-MH (R241)	70	160	1.5	4.169	3.868
320-MH (R241)	70	200	1.5	4.315	4.002
326-MH (R241)	70	260	1.5	4.535	4.204
330-MH (R241)	70	300	1.5	4.681	4.338
340-MH (R241)	70	400	2.0	6.442	6.067
350-MH (R241)	70	500	2.0	6.891	6.485
360-MH (R241)	70	600	2.0	8.765	8.229
370-MH (R241)	70	700	2.0	9.363	8.786
380-MH (R241)	70	800	2.0	9.961	9.343
390-MH (R241)	70	900	2.0	10.560	9.900
300-MH (R241)	70	1000	2.0	13.181	12.340

NOTE: In our standard productions "A, B, C and D" dimensions equal. In your requests "B, C and D" dimensions can be changed and the production can be made according to your request.



310-MH (R241)

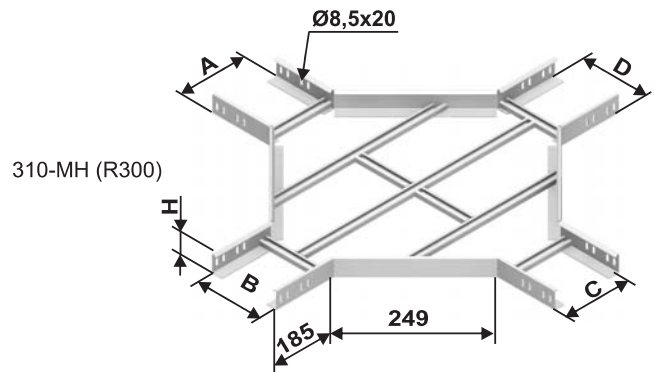
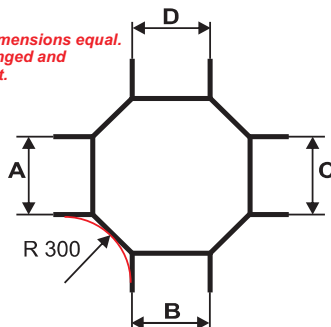


310-MH (R241) Connection Example

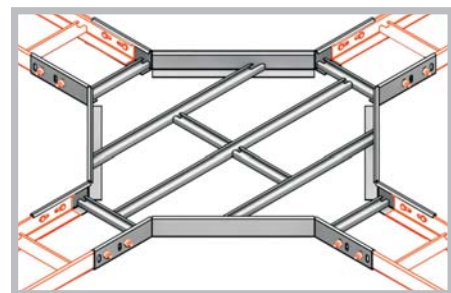
Quadruple horizontal crossing (R300)

ORDER CODE	H mm	A mm	T mm	WEIGHT (kg/pcs) (H.D.G.)	WEIGHT (kg/pcs) (E.G.)
310-MH (R300)	70	100	1.5	3.991	3.710
312-MH (R300)	70	120	1.5	4.052	3.766
316-MH (R300)	70	160	1.5	4.530	4.204
320-MH (R300)	70	200	1.5	4.676	4.337
326-MH (R300)	70	260	1.5	4.896	4.539
330-MH (R300)	70	300	1.5	5.042	4.673
340-MH (R300)	70	400	2.0	6.907	6.506
350-MH (R300)	70	500	2.0	7.356	6.924
360-MH (R300)	70	600	2.0	9.332	8.764
370-MH (R300)	70	700	2.0	9.930	9.320
380-MH (R300)	70	800	2.0	10.529	9.877
390-MH (R300)	70	900	2.0	11.127	10.434
300-MH (R300)	70	1000	2.0	13.853	12.971

NOTE: In our standard productions "A, B, C and D" dimensions equal. In your requests "B, C and D" dimensions can be changed and the production can be made according to your request.



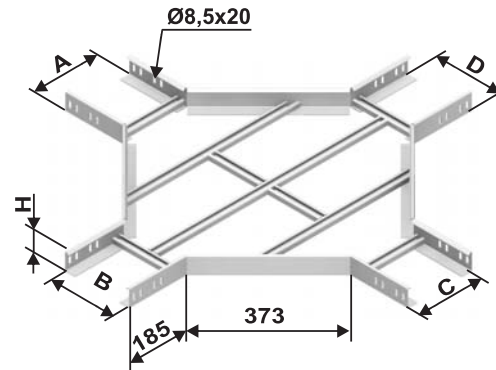
310-MH (R300)



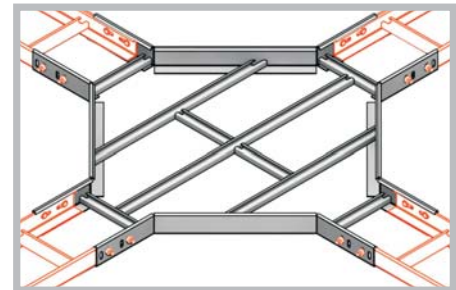
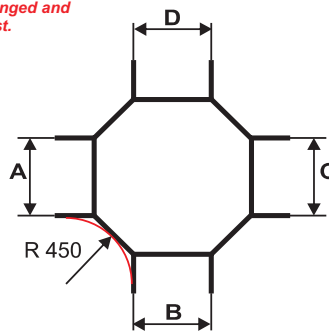
310-MH (R300) Connection Example

Quadruple horizontal crossing (R450)

ORDER CODE	H mm	A mm	T mm	WEIGHT (kg/pcs) (H.D.G.)	WEIGHT (kg/pcs) (E.G.)
310-MH (R450)	70	100	1.5	5.411	5.025
312-MH (R450)	70	120	1.5	5.484	5.092
316-MH (R450)	70	160	1.5	5.630	5.226
320-MH (R450)	70	200	1.5	5.777	5.360
326-MH (R450)	70	260	1.5	5.997	5.561
330-MH (R450)	70	300	1.5	6.143	5.695
340-MH (R450)	70	400	2.0	9.820	9.238
350-MH (R450)	70	500	2.0	10.418	9.795
360-MH (R450)	70	600	2.0	11.017	10.352
370-MH (R450)	70	700	2.0	11.615	10.909
380-MH (R450)	70	800	2.0	14.303	13.411
390-MH (R450)	70	900	2.0	15.051	14.107
300-MH (R450)	70	1000	2.0	15.799	14.803



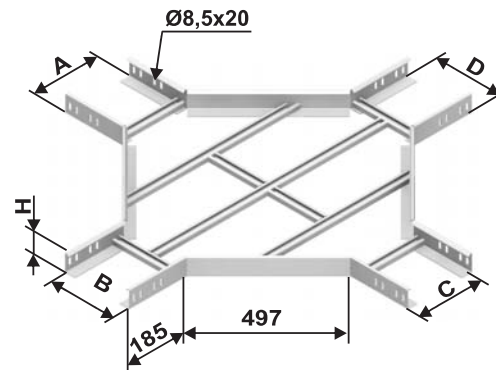
NOTE: In our standard productions "A, B, C and D" dimensions equal. In your requests "B, C and D" dimensions can be changed and the production can be made according to your request.



310-MH (R450) Connection Example

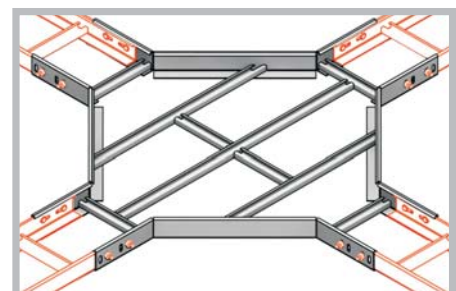
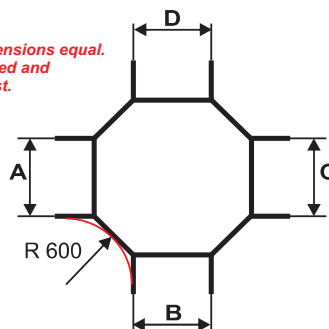
Quadruple horizontal crossing (R600)

ORDER CODE	H mm	A mm	T mm	WEIGHT (kg/pcs) (H.D.G.)	WEIGHT (kg/pcs) (E.G.)
310-MH (R600)	70	100	1.5	6.132	5.694
312-MH (R600)	70	120	1.5	6.206	5.762
316-MH (R600)	70	160	1.5	6.353	5.896
320-MH (R600)	70	200	1.5	7.687	7.117
326-MH (R600)	70	260	1.5	7.980	7.385
330-MH (R600)	70	300	1.5	8.175	7.564
340-MH (R600)	70	400	2.0	11.009	10.356
350-MH (R600)	70	500	2.0	11.606	10.912
360-MH (R600)	70	600	2.0	12.205	11.470
370-MH (R600)	70	700	2.0	15.007	14.077
380-MH (R600)	70	800	2.0	15.755	14.773
390-MH (R600)	70	900	2.0	16.502	15.469
300-MH (R600)	70	1000	2.0	17.250	16.165



310-MH (R600)

NOTE: In our standard productions "A, B and C" dimensions equal. In your requests "B and C" dimensions can be changed and the production can be made according to your request.



310-MH (R600) Connection Example



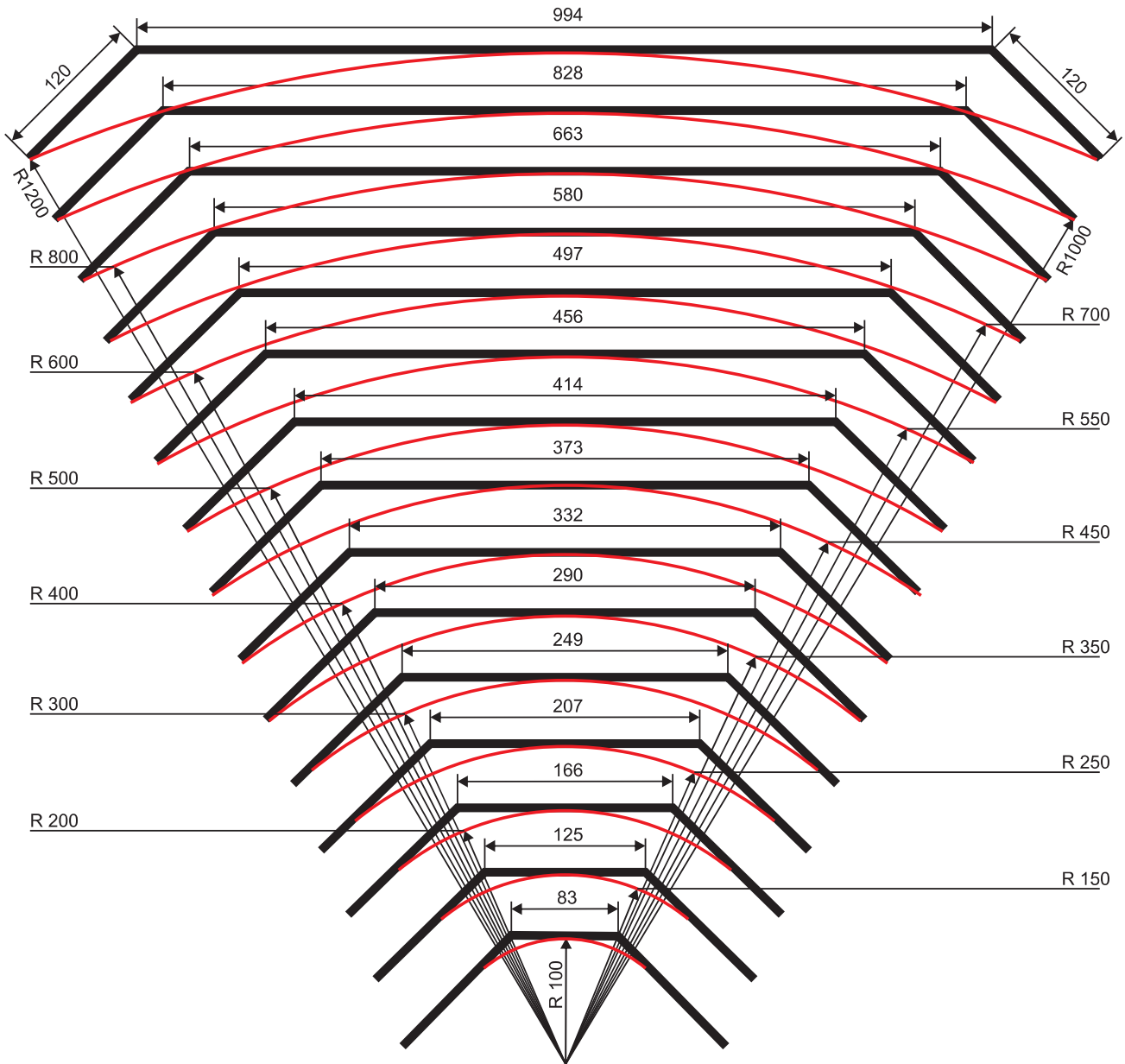
ANACO STAINLESS

Experts in stainless steel for engineering and construction

Tel.: +44 1832 272109 Fax: +44 1832 275759 Web: www.anacotrading.com

STAINLESS
ACCESSORIES

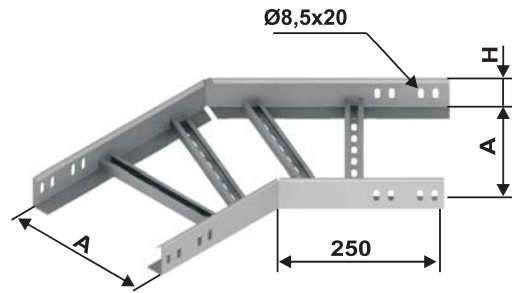
Radius table



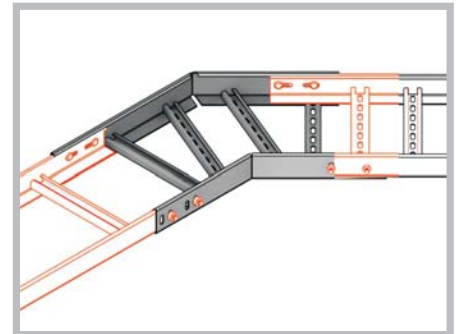
Horizontal bends 45 degree

ORDER CODE	H mm	A mm	T mm	WEIGHT (kg/pcs) (H.D.G.)	WEIGHT (kg/pcs) (E.G.)
410-MH (45°)	70	100	1.5	1.619	1.507
412-MH (45°)	70	120	1.5	1.667	1.551
416-MH (45°)	70	160	1.5	1.763	1.640
420-MH (45°)	70	200	1.5	1.858	1.728
426-MH (45°)	70	260	1.5	2.001	1.860
430-MH (45°)	70	300	1.5	2.295	2.130
440-MH (45°)	70	400	2.0	3.335	3.146
450-MH (45°)	70	500	2.0	3.718	3.505
460-MH (45°)	70	600	2.0	4.102	3.865
470-MH (45°)	70	700	2.0	4.484	4.224
480-MH (45°)	70	800	2.0	4.866	4.582
490-MH (45°)	70	900	2.0	5.250	4.942
400-MH (45°)	70	1000	2.0	5.632	5.300

NOTE: In our standard productions "B" dimensions with "A" dimensions are equal. In your requests "B" dimensions can be changed and the production can be made according to your request.



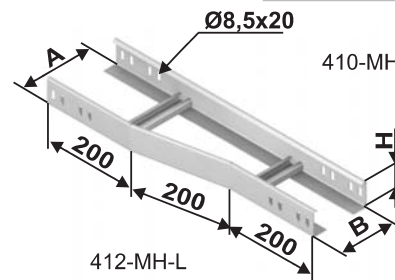
410-MH (45°)



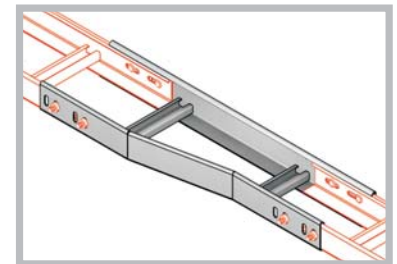
Left reducer

ORDER CODE	H mm	A mm	B mm	T mm	WEIGHT (kg/pcs) (H.D.G.)	WEIGHT (kg/pcs) (E.G.)
412-MH-L	70	120	100	1.5	1.774	1.650
416-MH-L	70	160	120	1.5	1.803	1.677
420-MH-L	70	200	160	1.5	1.855	1.724
426-MH-L	70	260	200	1.5	1.909	1.773
430-MH-L	70	300	260	1.5	1.977	1.836
440-MH-L	70	400	300	2.0	2.578	2.432
450-MH-L	70	500	400	2.0	2.769	2.612
460-MH-L	70	600	500	2.0	2.918	2.751
470-MH-L	70	700	600	2.0	3.067	2.890
480-MH-L	70	800	700	2.0	3.217	3.029
490-MH-L	70	900	800	2.0	3.366	3.168
400-MH-L	70	1000	900	2.0	3.516	3.307

NOTE: The other sizes reductions can be produced as per client's requests.

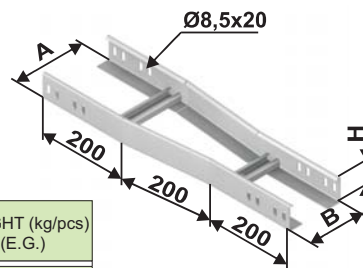


410-MH (45°) Connection Example

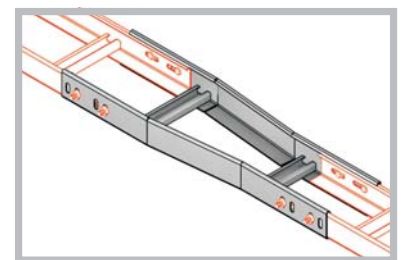


Middle reducer

ORDER CODE	H mm	A mm	B mm	T mm	WEIGHT (kg/pcs) (H.D.G.)	WEIGHT (kg/pcs) (E.G.)
412-MH-M	70	120	100	1.5	1.776	1.652
416-MH-M	70	160	120	1.5	1.812	1.686
420-MH-M	70	200	160	1.5	1.861	1.730
426-MH-M	70	260	200	1.5	1.922	1.786
430-MH-M	70	300	260	1.5	1.983	1.842
440-MH-M	70	400	300	2.0	2.629	2.479
450-MH-M	70	500	400	2.0	2.819	2.660
460-MH-M	70	600	500	2.0	2.968	2.798
470-MH-M	70	700	600	2.0	3.118	2.937
480-MH-M	70	800	700	2.0	3.267	3.077
490-MH-M	70	900	800	2.0	3.416	3.216
400-MH-M	70	1000	900	2.0	3.566	3.355



412-MH-L Connection Example



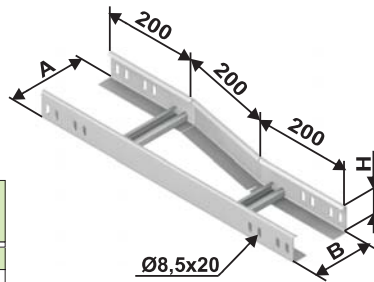
412-MH-M

412-MH-M Connection Example

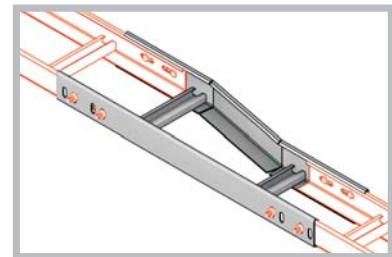


Right reducer

ORDER CODE	H mm	A mm	B mm	T mm	WEIGHT (kg/pcs) (H.D.G.)	WEIGHT (kg/pcs) (E.G.)
412-MH-R	70	120	100	1.5	1.774	1.650
416-MH-R	70	160	120	1.5	1.803	1.677
420-MH-R	70	200	160	1.5	1.855	1.724
426-MH-R	70	260	200	1.5	1.909	1.773
430-MH-R	70	300	260	1.5	1.977	1.836
440-MH-R	70	400	300	2.0	2.578	2.432
450-MH-R	70	500	400	2.0	2.769	2.612
460-MH-R	70	600	500	2.0	2.918	2.751
470-MH-R	70	700	600	2.0	3.067	2.890
480-MH-R	70	800	700	2.0	3.217	3.029
490-MH-R	70	900	800	2.0	3.366	3.168
400-MH-R	70	1000	900	2.0	3.516	3.307



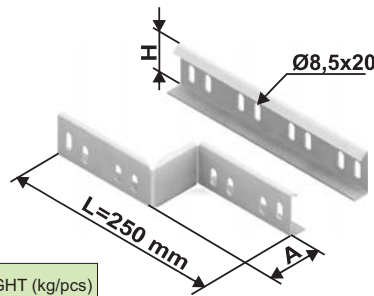
412-MH-R



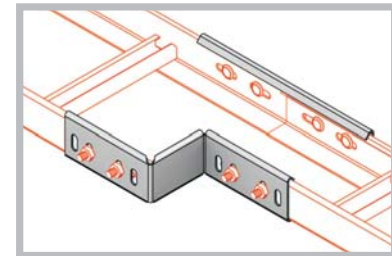
412-MH-R Connection Example

Reducing angles (Left)

ORDER CODE	H mm	A mm	T mm	WEIGHT (kg/pcs) (H.D.G.)	WEIGHT (kg/pcs) (E.G.)
403-7AP-L	70	30	1.5	0.682	0.636
404-7AP-L	70	40	1.5	0.696	0.648
405-7AP-L	70	50	1.5	0.709	0.661
410-7AP-L	70	100	1.5	0.777	0.723
416-7AP-L	70	160	1.5	0.857	0.799
420-7AP-L	70	200	1.5	0.911	0.849
426-7AP-L	70	260	1.5	0.992	0.924
430-7AP-L	70	300	1.5	1.046	0.974



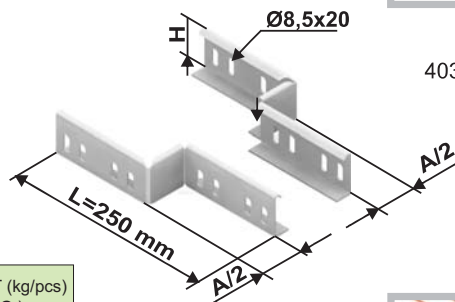
403-7AP-L



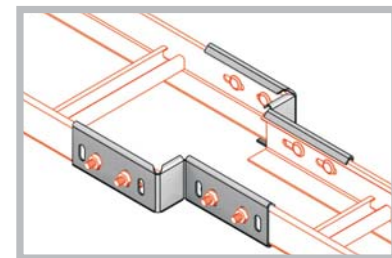
403-7AP-L Connection Example

Reducing angles (Middle)

ORDER CODE	H mm	A mm	T mm	WEIGHT (kg/pcs) (H.D.G.)	WEIGHT (kg/pcs) (E.G.)
403-7AP-M	70	30	1.5	0.682	0.636
404-7AP-M	70	40	1.5	0.696	0.648
405-7AP-M	70	50	1.5	0.709	0.661
410-7AP-M	70	100	1.5	0.777	0.723
416-7AP-M	70	160	1.5	0.857	0.799
420-7AP-M	70	200	1.5	0.911	0.849
426-7AP-M	70	260	1.5	0.992	0.924
430-7AP-M	70	300	1.5	1.046	0.974



403-7AP-M



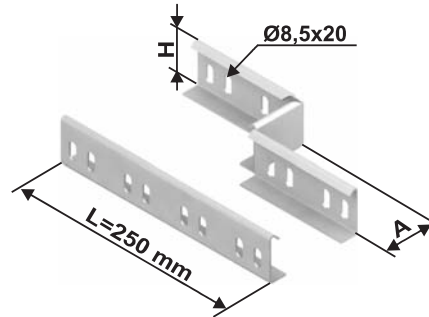
403-7AP-M Connection Example

NOTE: The other sizes reductions can be produced as per client's requests.

NOTE: The other sizes reductions can be produced as per client's requests.

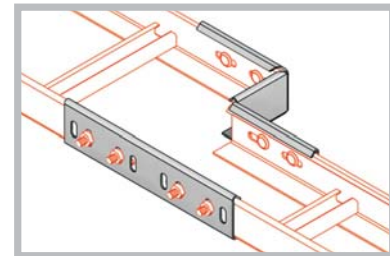
Reducing angles (Right)

ORDER CODE	H mm	A mm	T mm	WEIGHT (kg/pcs) (H.D.G.)	WEIGHT (kg/pcs) (E.G.)
403-7AP-R	70	30	1.5	0.682	0.636
404-7AP-R	70	40	1.5	0.696	0.648
405-7AP-R	70	50	1.5	0.709	0.661
410-7AP-R	70	100	1.5	0.777	0.723
416-7AP-R	70	160	1.5	0.857	0.799
420-7AP-R	70	200	1.5	0.911	0.849
426-7AP-R	70	260	1.5	0.992	0.924
430-7AP-R	70	300	1.5	1.046	0.974



403-7AP-R

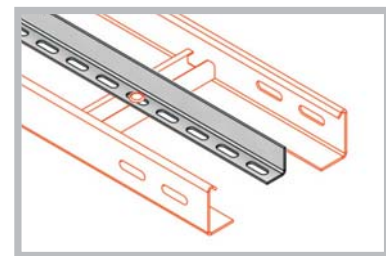
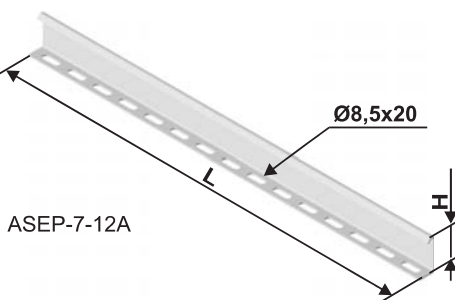
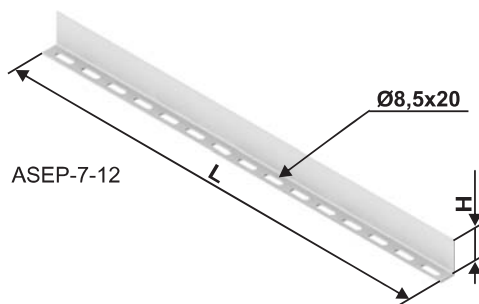
NOTE: The other sizes reductions can be produced as per client's requests.



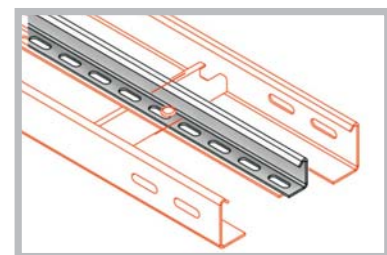
403-7AP-R Connection Example

Separator

ORDER CODE	H mm	L mm	T mm	WEIGHT (kg/m) (H.D.G.)	WEIGHT (kg/m) (E.G.)
ASEP-7-12	70	2500	1.2	0.734	0.672
ASEP-7-15	70	2500	1.5	0.900	0.837
ASEP-7-12A	70	2500	1.2	0.838	0.767
ASEP-7-15A	70	2500	1.5	1.027	0.956



ASEP-7-12 Connection Example



ASEP-7-12A Connection Example

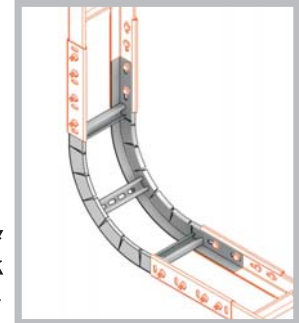


Inside & Outside vertical adjustable bends 90 degree

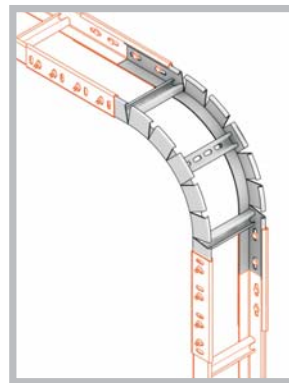
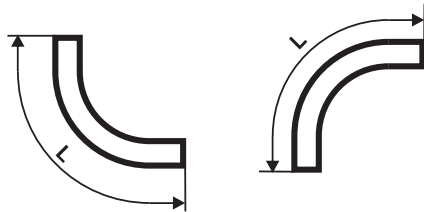
ORDER CODE	H mm	A mm	L mm	T mm	WEIGHT (kg/pcs) (H.D.G.)	WEIGHT (kg/pcs) (E.G.)
510-MH / 610-MH	70	100	1000	1.5	2.465	2.292
512-MH / 612-MH	70	120	1000	1.5	2.500	2.324
516-MH / 616-MH	70	160	1000	1.5	2.574	2.392
520-MH / 620-MH	70	200	1000	1.5	2.647	2.459
526-MH / 626-MH	70	260	1000	1.5	2.757	2.560
530-MH / 630-MH	70	300	1000	1.5	2.830	2.626
540-MH / 640-MH	70	400	1000	2.0	3.880	3.659
550-MH / 650-MH	70	500	1000	2.0	4.104	3.868
560-MH / 660-MH	70	600	1000	2.0	4.327	4.075
570-MH / 670-MH	70	700	1000	2.0	4.552	4.285
580-MH / 680-MH	70	800	1000	2.0	4.776	4.494
590-MH / 690-MH	70	900	1000	2.0	4.999	4.701
500-MH / 600-MH	70	1000	1000	2.0	5.225	4.911



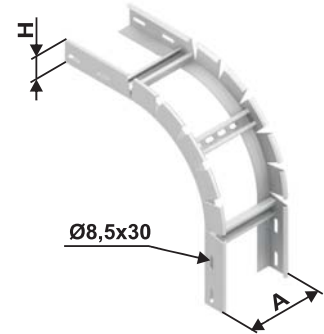
516-MH



516-MH Connection Example




616-MH Connection Example



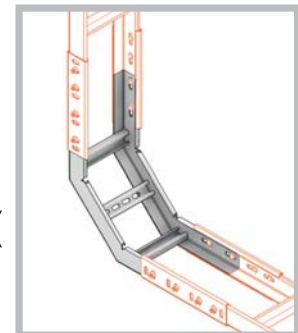
616-MH

Inside & Outside vertical bends 90 degree

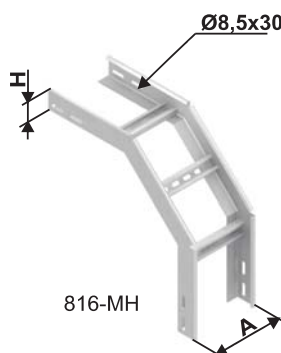
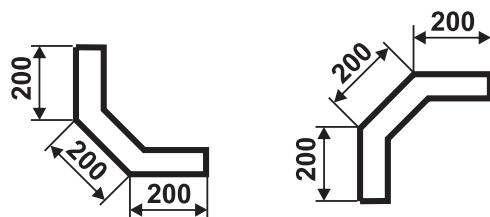
ORDER CODE	H mm	A mm	T mm	WEIGHT (kg/pcs) (H.D.G.)	WEIGHT (kg/pcs) (E.G.)
INSIDE/OUTSIDE				INSIDE/OUTSIDE	INSIDE/OUTSIDE
710-MH / 810-MH	70	100	1.5	1.606 / 1.493	1.882 / 1.750
712-MH / 812-MH	70	120	1.5	1.641 / 1.525	1.917 / 1.782
716-MH / 816-MH	70	160	1.5	1.716 / 1.593	1.991 / 1.850
720-MH / 820-MH	70	200	1.5	1.789 / 1.660	2.064 / 1.917
726-MH / 826-MH	70	260	1.5	1.898 / 1.761	2.174 / 2.017
730-MH / 830-MH	70	300	1.5	1.971 / 1.827	2.247 / 2.084
740-MH / 840-MH	70	400	2.0	2.759 / 2.599	3.118 / 2.938
750-MH / 850-MH	70	500	2.0	2.983 / 2.807	3.342 / 3.147
760-MH / 860-MH	70	600	2.0	3.206 / 3.015	3.565 / 3.354
770-MH / 870-MH	70	700	2.0	3.431 / 3.225	3.790 / 3.564
780-MH / 880-MH	70	800	2.0	3.656 / 3.433	4.014 / 3.773
790-MH / 890-MH	70	900	2.0	3.879 / 3.641	4.237 / 3.980
700-MH / 800-MH	70	1000	2.0	4.104 / 3.851	4.463 / 4.190



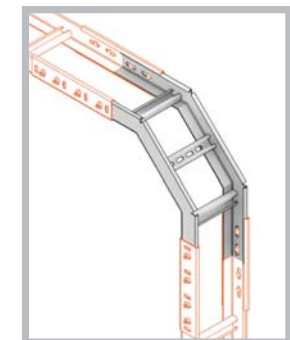
716-MH



716-MH Connection Example



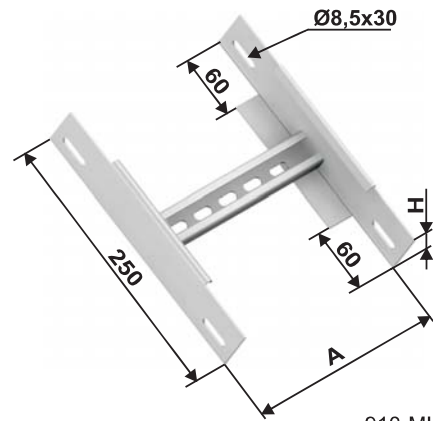
816-MH



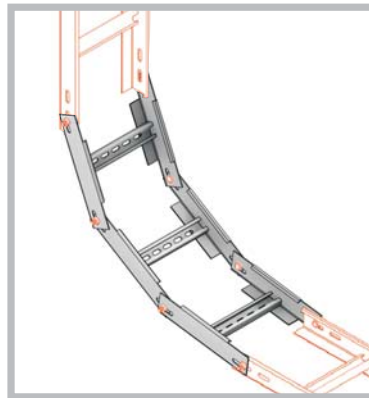
816-MH Connection Example

Level change units

ORDER CODE	H mm	A mm	T mm	WEIGHT (kg/pcs) (H.D.G.)	WEIGHT (kg/pcs) (E.G.)
910-MH	70	100	1.5	0.659	0.612
912-MH	70	120	1.5	0.671	0.623
916-MH	70	160	1.5	0.695	0.646
920-MH	70	200	1.5	0.720	0.668
926-MH	70	260	1.5	0.756	0.702
930-MH	70	300	1.5	0.780	0.724
940-MH	70	400	2.0	1.076	1.014
950-MH	70	500	2.0	1.151	1.084
960-MH	70	600	2.0	1.225	1.153
970-MH	70	700	2.0	1.301	1.223
980-MH	70	800	2.0	1.375	1.293
990-MH	70	900	2.0	1.450	1.362
900-MH	70	1000	2.0	1.525	1.432



910-MH

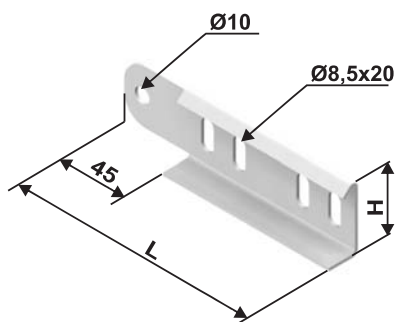


Level change unit joint

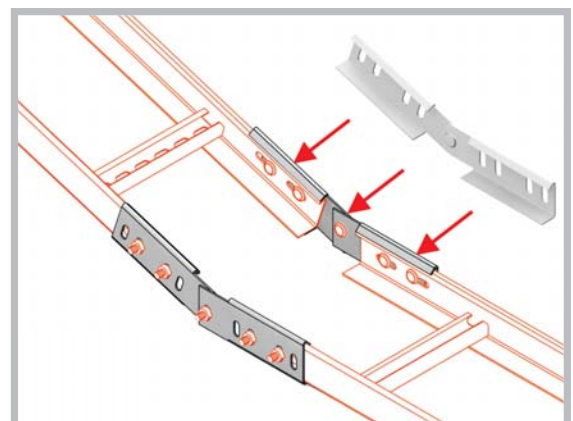
910-MH Connection Example

ORDER CODE	H mm	L mm	T mm	WEIGHT (kg/m) (H.D.G.)	WEIGHT (kg/m) (E.G.)
901-7	70	160	1.5	0.399	0.373


NOTE: This product consists of two (2) pieces and sold as a set.



901-7



901-7 Connection Example

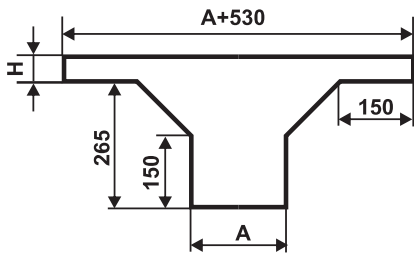




Vertical tees

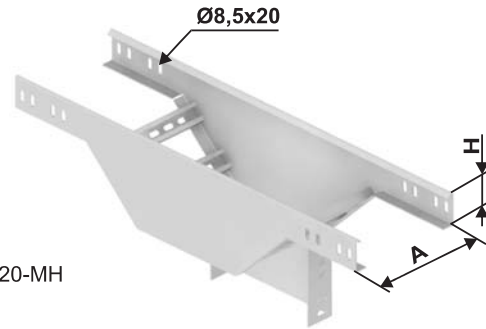
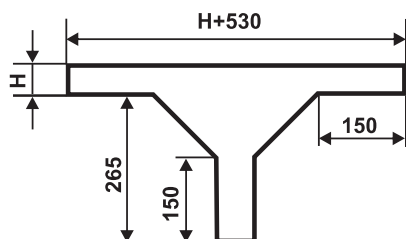
ORDER CODE	H mm	A mm	T mm	WEIGHT (kg/pcs) (H.D.G.)	WEIGHT (kg/pcs) (E.G.)
AG10-MH	70	100	1.5	2.841	2.643
AG12-MH	70	120	1.5	3.026	2.815
AG16-MH	70	160	1.5	3.401	3.163
AG20-MH	70	200	1.5	3.774	3.509
AG26-MH	70	260	1.5	4.334	4.029
AG30-MH	70	300	1.5	4.707	4.375
AG40-MH	70	400	2.0	7.313	6.911
AG50-MH	70	500	2.0	8.515	8.046
AG60-MH	70	600	2.0	9.716	9.180
AG70-MH	70	700	2.0	10.920	10.316
AG80-MH	70	800	2.0	12.122	11.451
AG90-MH	70	900	2.0	13.323	12.585
AG00-MH	70	1000	2.0	14.527	13.722

NOTE: In our standard productions "B" dimensions with "A" dimensions are equal. In your requests "B" dimensions can be changed and the production can be made according to your request.

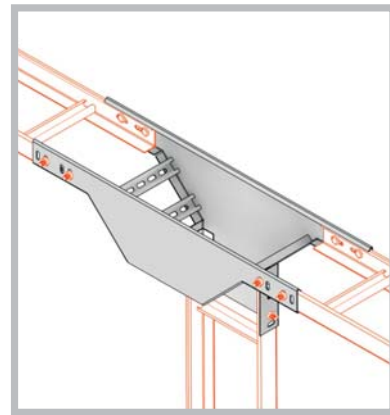


From middle vertical tees

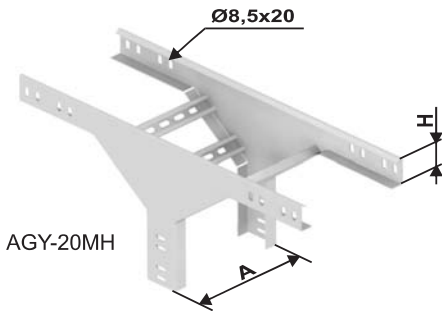
ORDER CODE	H mm	A mm	T mm	WEIGHT (kg/pcs) (H.D.G.)	WEIGHT (kg/pcs) (E.G.)
AGY10-MH	70	100	1.5	2.750	2.559
AGY12-MH	70	120	1.5	2.798	2.602
AGY16-MH	70	160	1.5	2.897	2.693
AGY20-MH	70	200	1.5	2.994	2.782
AGY26-MH	70	260	1.5	3.140	2.916
AGY30-MH	70	300	1.5	3.237	3.004
AGY40-MH	70	400	2.0	4.486	4.230
AGY50-MH	70	500	2.0	4.784	4.508
AGY60-MH	70	600	2.0	5.082	4.785
AGY70-MH	70	700	2.0	5.382	5.065
AGY80-MH	70	800	2.0	5.681	5.343
AGY90-MH	70	900	2.0	5.978	5.620
AGY00-MH	70	1000	2.0	6.279	5.899



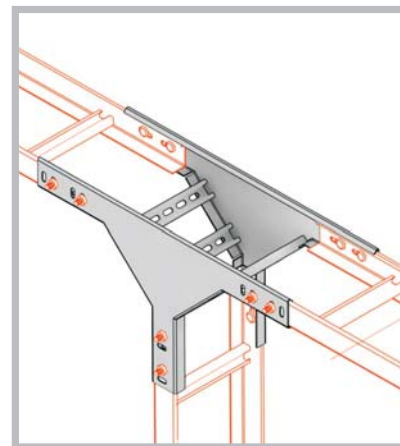
AG 20-MH



AG-20MH Connection Example



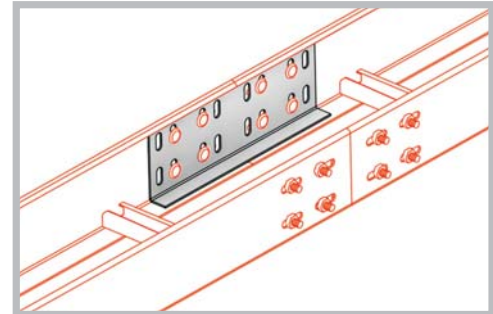
AGY 20MH



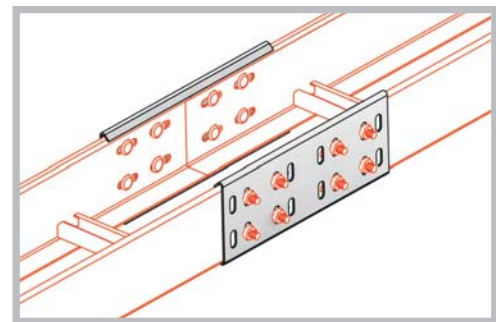
AGY-20MH Connection Example

Straight connectors

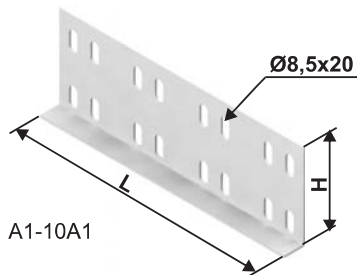
ORDER CODE	H mm	L mm	T mm	WEIGHT (kg/pcs) (H.D.G.)	WEIGHT (kg/pcs) (E.G.)
A1-10A1	100	250	1.5	0.334	0.310
A1-10A2	100	250	2.0	0.436	0.413



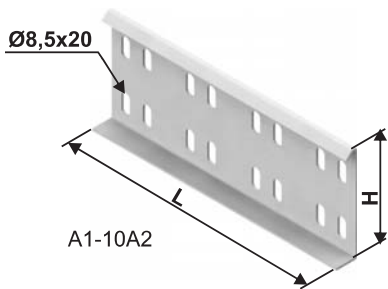
A1-10A1 Connection Example



A1-10A2 Connection Example



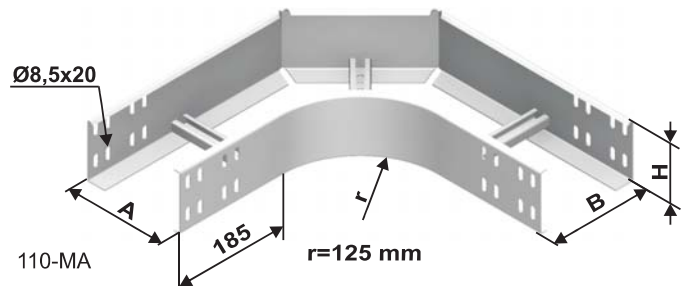
A1-10A1



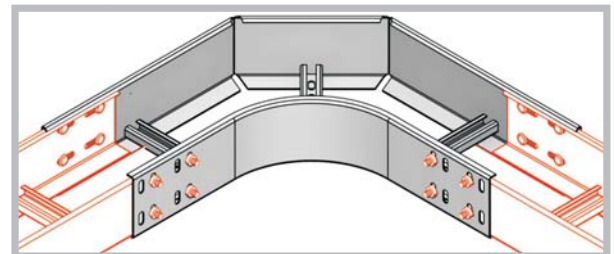
A1-10A2

Horizontal Bends 90 Degree

ORDER CODE	H mm	A mm	T mm	WEIGHT (kg/pcs) (H.D.G.)	WEIGHT (kg/pcs) (E.G.)
110-MA	100	100	1.5	2.356	2.193
112-MA	100	120	1.5	2.464	2.293
116-MA	100	160	1.5	2.693	2.505
120-MA	100	200	1.5	2.918	2.714
126-MA	100	260	1.5	3.258	3.029
130-MA	100	300	1.5	3.713	3.447
140-MA	100	400	2.0	5.615	5.300
150-MA	100	500	2.0	6.446	6.082
160-MA	100	600	2.0	7.273	6.859
170-MA	100	700	2.0	8.099	7.637
180-MA	100	800	2.0	8.930	8.418
190-MA	100	900	2.0	9.760	9.200
100-MA	100	1000	2.0	10.587	9.977

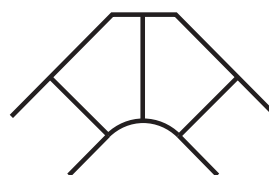


110-MA

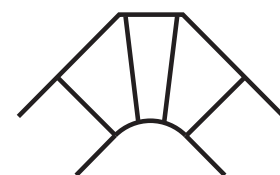


110-MA Connection Example

NOTE: In our standard productions "B" dimensions with "A" dimensions are equal. In your requests "B" dimensions can be changed and the production can be made according to your request.



110-MA / 126-MA



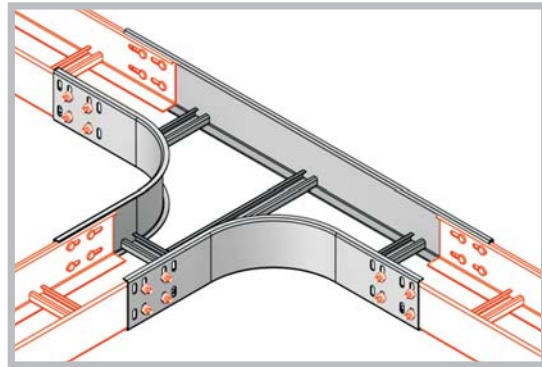
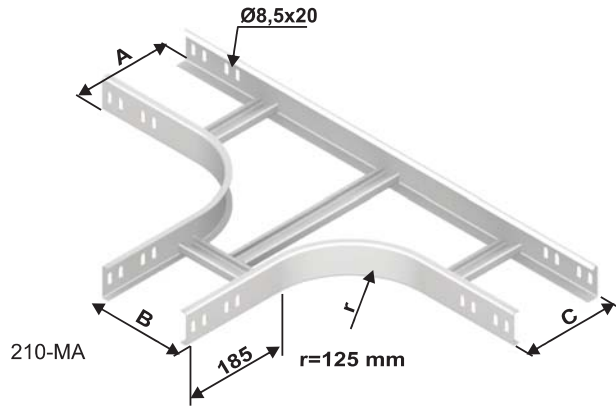
130-MA / 100-MA



Horizontal tees

ORDER CODE	H mm	A mm	T mm	WEIGHT (kg/pcs) (H.D.G.)	WEIGHT (kg/pcs) (E.G.)
210-MA	100	100	1.5	3.365	3.131
212-MA	100	120	1.5	4.248	4.007
216-MA	100	160	1.5	5.304	5.050
220-MA	100	200	1.5	6.447	6.180
226-MA	100	260	1.5	7.851	7.564
230-MA	100	300	1.5	9.192	8.892
240-MA	100	400	2.0	12.591	12.221
250-MA	100	500	2.0	15.019	14.611
260-MA	100	600	2.0	18.235	17.750
270-MA	100	700	2.0	21.178	20.649
280-MA	100	800	2.0	25.177	24.548
290-MA	100	900	2.0	28.634	27.956
200-MA	100	1000	2.0	33.178	32.392

NOTE: In our standard productions "A, B and C" dimensions equal. In your requests "B and C" dimensions can be changed and the production can be made according to your request.

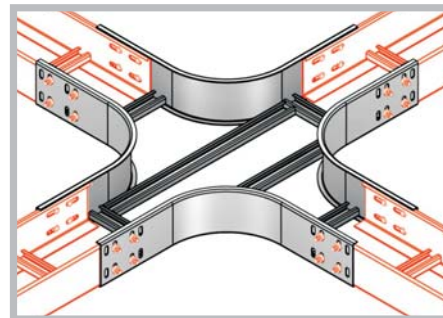
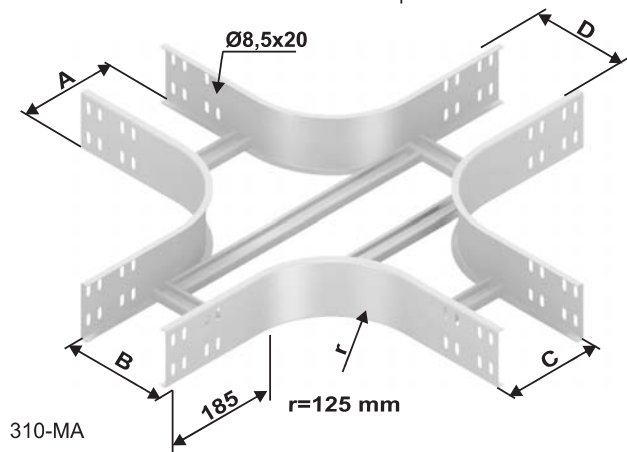


210-MA Connection Example

Quadruple horizontal crossing

ORDER CODE	H mm	A mm	T mm	WEIGHT (kg/pcs) (H.D.G.)	WEIGHT (kg/pcs) (E.G.)
310-MA	100	100	1.5	4.019	3.737
312-MA	100	120	1.5	4.080	3.793
316-MA	100	160	1.5	4.495	4.173
320-MA	100	200	1.5	4.642	4.307
326-MA	100	260	1.5	4.861	4.508
330-MA	100	300	1.5	5.008	4.642
340-MA	100	400	2.0	6.872	6.475
350-MA	100	500	2.0	7.320	6.893
360-MA	100	600	2.0	9.145	8.591
370-MA	100	700	2.0	9.743	9.148
380-MA	100	800	2.0	10.342	9.705
390-MA	100	900	2.0	10.940	10.262
300-MA	100	1000	2.0	13.513	12.656

NOTE: In our standard productions "A, B, C and D" dimensions equal. In your requests "B, C and D" dimensions can be changed and the production can be made according to your request.

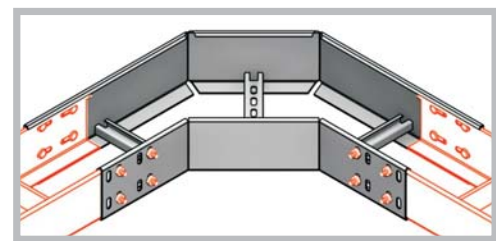
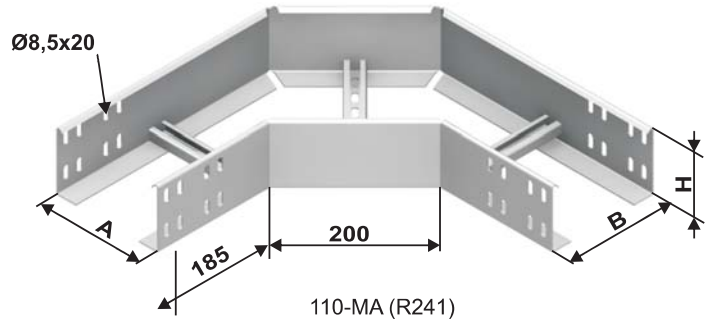


310-MA Connection Example

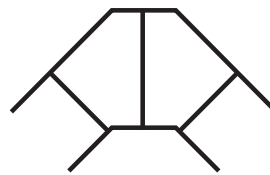
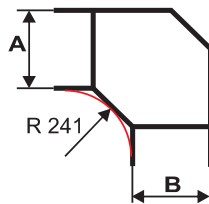
Horizontal Bends 90 Degree

ORDER CODE	H mm	A mm	T mm	WEIGHT (kg/pcs) (H.D.G.)	WEIGHT (kg/pcs) (E.G.)
110-MA (R241)	100	100	1.5	2.554	2.377
112-MA (R241)	100	120	1.5	2.668	2.483
116-MA (R241)	100	160	1.5	2.894	2.692
120-MA (R241)	100	200	1.5	3.121	2.902
126-MA (R241)	100	260	1.5	3.461	3.217
130-MA (R241)	100	300	1.5	3.947	3.664
140-MA (R241)	100	400	2.0	5.913	5.581
150-MA (R241)	100	500	2.0	6.743	6.363
160-MA (R241)	100	600	2.0	7.572	7.142
170-MA (R241)	100	700	2.0	8.401	7.922
180-MA (R241)	100	800	2.0	9.229	8.701
190-MA (R241)	100	900	2.0	10.058	9.481
100-MA (R241)	100	1000	2.0	10.888	10.262

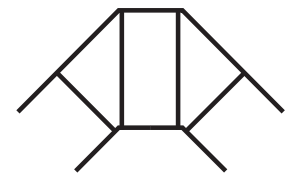
NOTE: In our standard productions "B" dimensions with "A" dimensions are equal. In your requests "B" dimensions can be changed and the production can be made according to your request.



110-MA (R241) Connection Example



110-MA / 126-MA

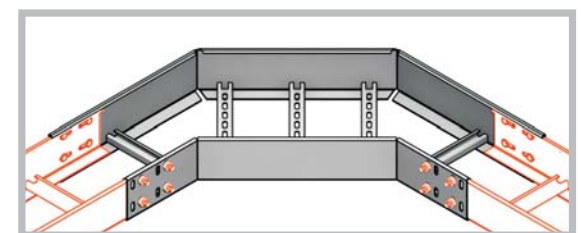
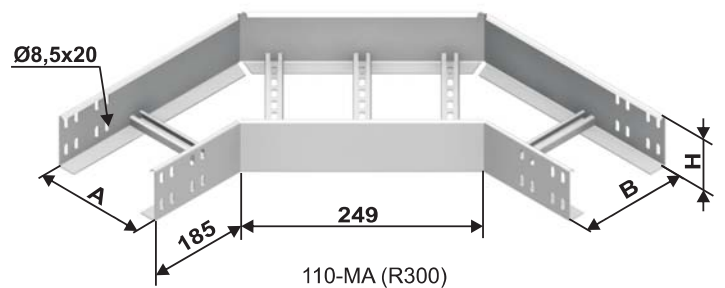


130-MA / 100-MA

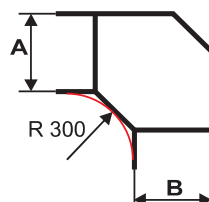
Horizontal Bends 90 Degree (R300)

ORDER CODE	H mm	A mm	T mm	WEIGHT (kg/pcs) (H.D.G.)	WEIGHT (kg/pcs) (E.G.)
110-MA (R300)	100	100	1.5	2.975	2.576
112-MA (R300)	100	120	1.5	3.110	2.700
116-MA (R300)	100	160	1.5	3.316	2.891
120-MA (R300)	100	200	1.5	3.543	3.101
126-MA (R300)	100	260	1.5	3.882	3.416
130-MA (R300)	100	300	1.5	4.447	3.941
140-MA (R300)	100	400	2.0	6.492	5.938
150-MA (R300)	100	500	2.0	7.323	6.719
160-MA (R300)	100	600	2.0	8.152	7.499
170-MA (R300)	100	700	2.0	8.980	8.278
180-MA (R300)	100	800	2.0	9.808	9.057
190-MA (R300)	100	900	2.0	10.637	9.837
100-MA (R300)	100	1000	2.0	11.468	10.618

NOTE: In our standard productions "B" dimensions with "A" dimensions are equal. In your requests "B" dimensions can be changed and the production can be made according to your request.



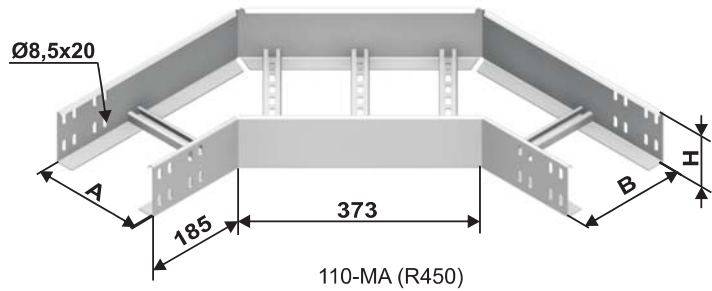
110-MA (R300) Connection Example



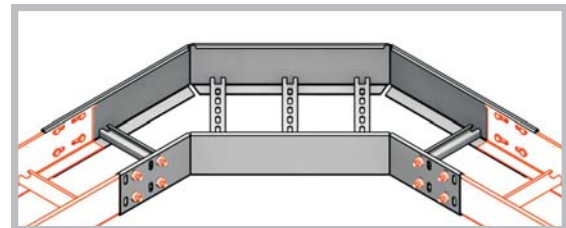
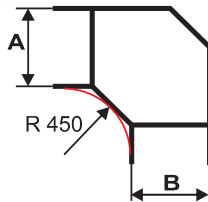


Horizontal Bends 90 Degree (R450)

ORDER CODE	H mm	A mm	T mm	WEIGHT (kg/pcs) (H.D.G.)	WEIGHT (kg/pcs) (E.G.)
110-MA (R450)	100	100	1.5	3.173	2.954
112-MA (R450)	100	120	1.5	3.287	3.060
116-MA (R450)	100	160	1.5	3.513	3.270
120-MA (R450)	100	200	1.5	3.740	3.480
126-MA (R450)	100	260	1.5	4.080	3.794
130-MA (R450)	100	300	1.5	4.644	4.320
140-MA (R450)	100	400	2.0	6.826	6.453
150-MA (R450)	100	500	2.0	7.657	7.234
160-MA (R450)	100	600	2.0	8.486	8.014
170-MA (R450)	100	700	2.0	9.314	8.793
180-MA (R450)	100	800	2.0	10.142	9.572
190-MA (R450)	100	900	2.0	10.971	10.352
100-MA (R450)	100	1000	2.0	11.802	11.133



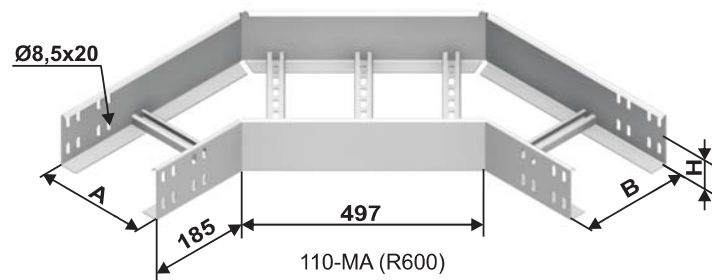
NOTE: In our standard productions "B" dimensions with "A" dimensions are equal. In your requests "B" dimensions can be changed and the production can be made according to your request.



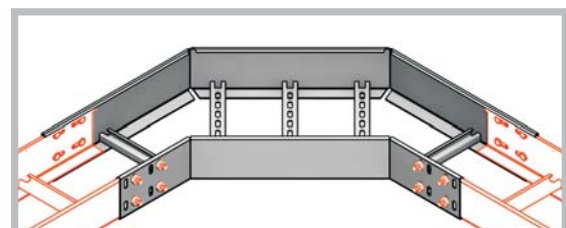
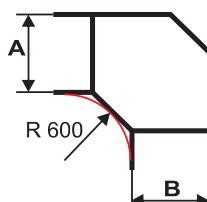
110-MA (R450) Connection Example

Horizontal Bends 90 Degree (R600)

ORDER CODE	H mm	A mm	T mm	WEIGHT (kg/pcs) (H.D.G.)	WEIGHT (kg/pcs) (E.G.)
110-MA (R600)	100	100	1.5	3.617	3.369
112-MA (R600)	100	120	1.5	3.731	3.474
116-MA (R600)	100	160	1.5	3.957	3.683
120-MA (R600)	100	200	1.5	4.183	3.893
126-MA (R600)	100	260	1.5	4.748	4.413
130-MA (R600)	100	300	1.5	5.087	4.732
140-MA (R600)	100	400	2.0	7.407	7.004
150-MA (R600)	100	500	2.0	8.659	8.177
160-MA (R600)	100	600	2.0	9.547	9.011
170-MA (R600)	100	700	2.0	10.436	9.848
180-MA (R600)	100	800	2.0	11.326	10.685
190-MA (R600)	100	900	2.0	12.215	11.520
100-MA (R600)	100	1000	2.0	13.106	12.357



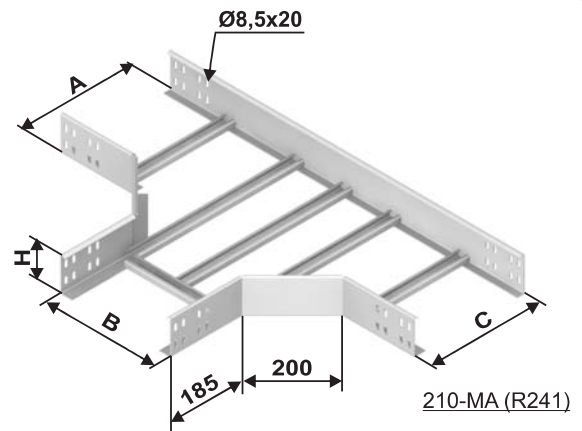
NOTE: In our standard productions "B" dimensions with "A" dimensions are equal. In your requests "B" dimensions can be changed and the production can be made according to your request.



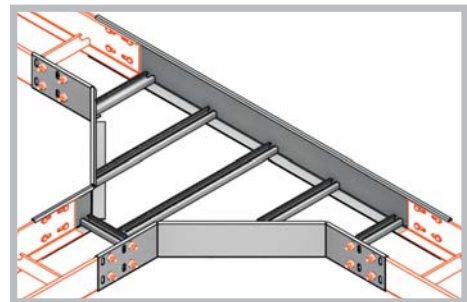
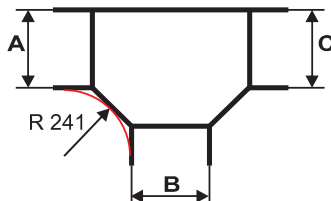
110-MA (R600) Connection Example

Horizontal tees

ORDER CODE	H mm	A mm	T mm	WEIGHT (kg/pcs) (H.D.G.)	WEIGHT (kg/pcs) (E.G.)
210-MA (R241)	100	100	1.5	3.663	3.408
212-MA (R241)	100	120	1.5	4.582	4.321
216-MA (R241)	100	160	1.5	5.673	5.399
220-MA (R241)	100	200	1.5	6.853	6.565
226-MA (R241)	100	260	1.5	8.293	7.986
230-MA (R241)	100	300	1.5	9.670	9.350
240-MA (R241)	100	400	2.0	13.203	12.811
250-MA (R241)	100	500	2.0	15.667	15.237
260-MA (R241)	100	600	2.0	18.930	18.423
270-MA (R241)	100	700	2.0	21.909	21.358
280-MA (R241)	100	800	2.0	25.971	25.317
290-MA (R241)	100	900	2.0	29.464	28.762
200-MA (R241)	100	1000	2.0	34.056	33.244



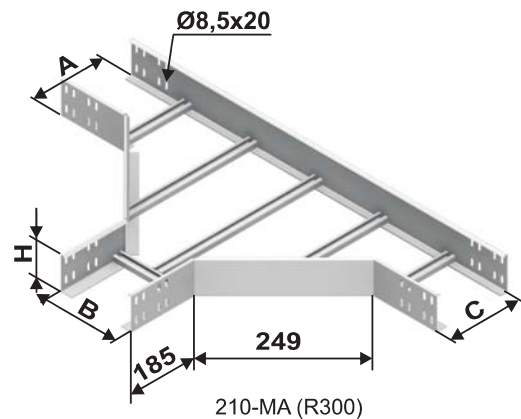
NOTE: In our standard productions "A, B and C" dimensions equal. In your requests "B and C" dimensions can be changed and the production can be made according to your request.



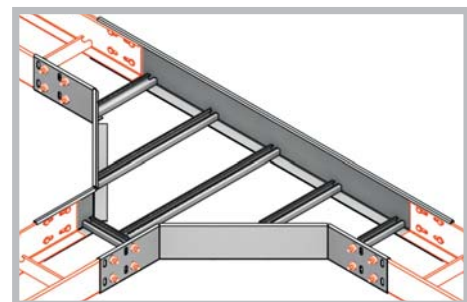
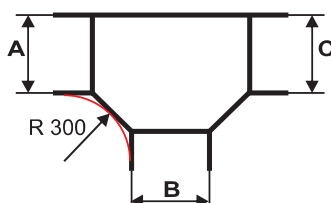
210-MA (R241) Connection Example

Horizontal tees (R300)

ORDER CODE	H mm	A mm	T mm	WEIGHT (kg/pcs) (H.D.G.)	WEIGHT (kg/pcs) (E.G.)
210-MA (R300)	100	100	1.5	4.476	3.778
212-MA (R300)	100	120	1.5	5.472	4.766
216-MA (R300)	100	160	1.5	6.639	5.921
220-MA (R300)	100	200	1.5	7.895	7.163
226-MA (R300)	100	260	1.5	9.411	8.659
230-MA (R300)	100	300	1.5	10.864	10.100
240-MA (R300)	100	400	2.0	14.583	13.743
250-MA (R300)	100	500	2.0	17.123	16.245
260-MA (R300)	100	600	2.0	20.490	19.533
270-MA (R300)	100	700	2.0	23.544	22.544
280-MA (R300)	100	800	2.0	27.733	26.626
290-MA (R300)	100	900	2.0	31.302	30.146
200-MA (R300)	100	1000	2.0	35.997	34.731



NOTE: In our standard productions "A, B and C" dimensions equal. In your requests "B and C" dimensions can be changed and the production can be made according to your request.



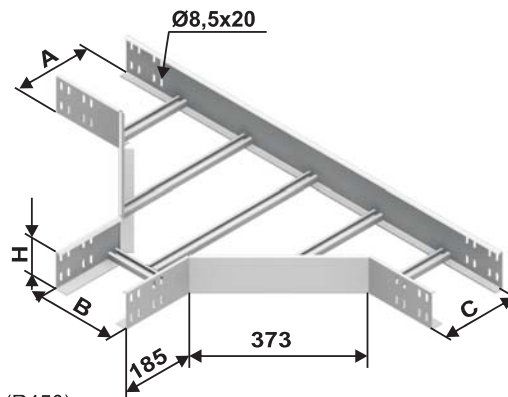
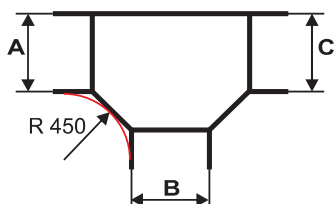
210-MA (R300) Connection Example



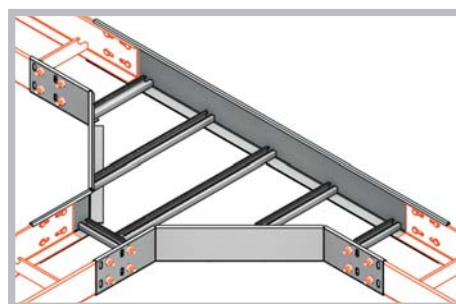
Horizontal tees(R450)

ORDER CODE	H mm	A mm	T mm	WEIGHT (kg/pcs) (H.D.G.)	WEIGHT (kg/pcs) (E.G.)
210-MA (R450)	100	100	1.5	4.795	4.463
212-MA (R450)	100	120	1.5	5.983	5.644
216-MA (R450)	100	160	1.5	7.342	6.991
220-MA (R450)	100	200	1.5	8.791	8.426
226-MA (R450)	100	260	1.5	11.023	10.594
230-MA (R450)	100	300	1.5	12.694	12.249
240-MA (R450)	100	400	2.0	16.859	16.341
250-MA (R450)	100	500	2.0	19.667	19.106
260-MA (R450)	100	600	2.0	22.696	22.091
270-MA (R450)	100	700	2.0	26.913	26.198
280-MA (R450)	100	800	2.0	31.277	30.457
290-MA (R450)	100	900	2.0	35.114	34.240
200-MA (R450)	100	1000	2.0	39.169	38.242

NOTE: In our standard productions "A, B and C" dimensions equal. In your requests "B and C" dimensions can be changed and the production can be made according to your request.



210-MA (R450)

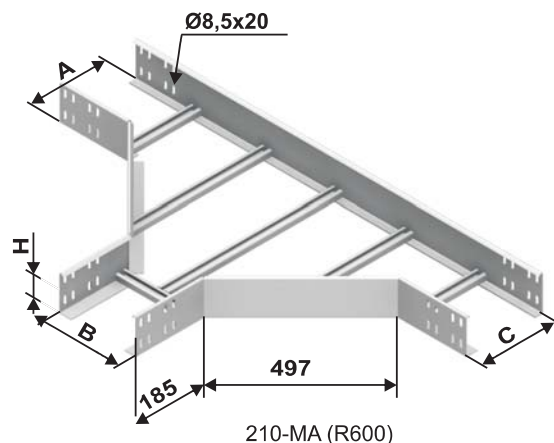
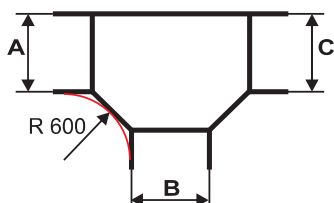


210-MA (R450) Connection Example

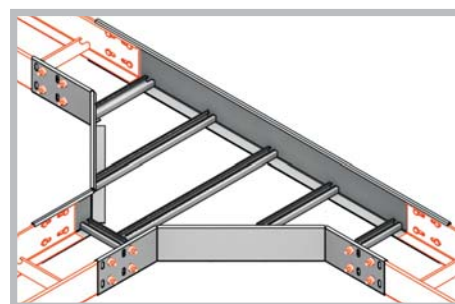
Horizontal tees (R600)

ORDER CODE	H mm	A mm	T mm	WEIGHT (kg/pcs) (H.D.G.)	WEIGHT (kg/pcs) (E.G.)
210-MA (R600)	100	100	1.5	5.606	5.218
212-MA (R600)	100	120	1.5	6.986	6.592
216-MA (R600)	100	160	1.5	9.109	8.653
220-MA (R600)	100	200	1.5	11.132	10.630
226-MA (R600)	100	260	1.5	13.106	12.579
230-MA (R600)	100	300	1.5	14.994	14.450
240-MA (R600)	100	400	2.0	19.171	18.584
250-MA (R600)	100	500	2.0	22.172	21.541
260-MA (R600)	100	600	2.0	26.419	25.674
270-MA (R600)	100	700	2.0	30.747	29.897
280-MA (R600)	100	800	2.0	34.557	33.654
290-MA (R600)	100	900	2.0	38.586	37.629
200-MA (R600)	100	1000	2.0	42.835	41.825

NOTE: In our standard productions "A, B and C" dimensions equal. In your requests "B and C" dimensions can be changed and the production can be made according to your request.



210-MA (R600)

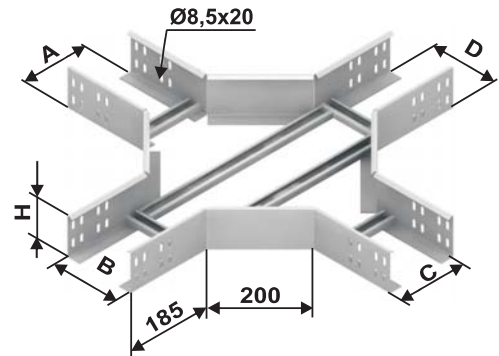
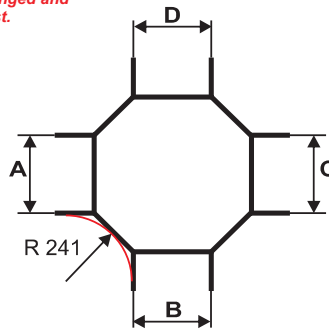


210-MA (R600) Connection Example

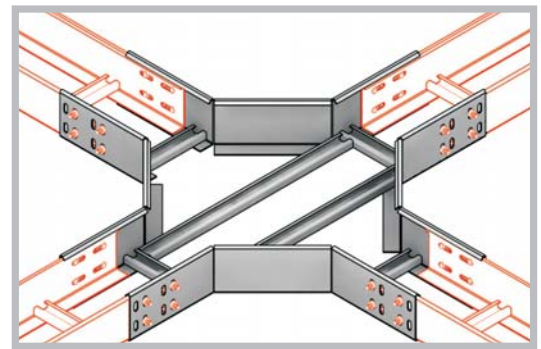
Quadruple horizontal crossing

ORDER CODE	H mm	A mm	T mm	WEIGHT (kg/pcs) (H.D.G.)	WEIGHT (kg/pcs) (E.G.)
310-MA (R241)	100	100	1.5	4.497	4.183
312-MA (R241)	100	120	1.5	4.558	4.239
316-MA (R241)	100	160	1.5	4.993	4.636
320-MA (R241)	100	200	1.5	5.139	4.771
326-MA (R241)	100	260	1.5	5.359	4.972
330-MA (R241)	100	300	1.5	5.505	5.106
340-MA (R241)	100	400	2.0	7.519	7.088
350-MA (R241)	100	500	2.0	7.968	7.506
360-MA (R241)	100	600	2.0	9.842	9.250
370-MA (R241)	100	700	2.0	10.440	9.807
380-MA (R241)	100	800	2.0	11.038	10.364
390-MA (R241)	100	900	2.0	11.636	10.921
300-MA (R241)	100	1000	2.0	14.258	13.361

NOTE: In our standard productions "A, B, C and D" dimensions equal. In your requests "B, C and D" dimensions can be changed and the production can be made according to your request.



310-MA (R241)

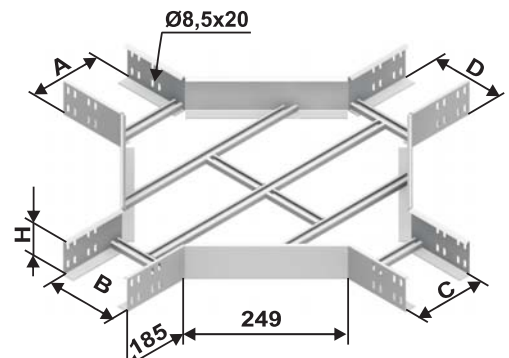
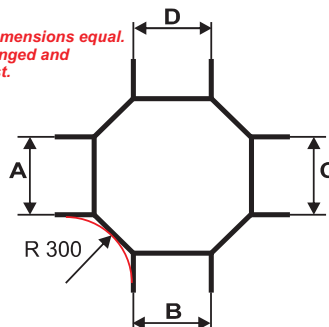


310-MA (R241) Connection Example

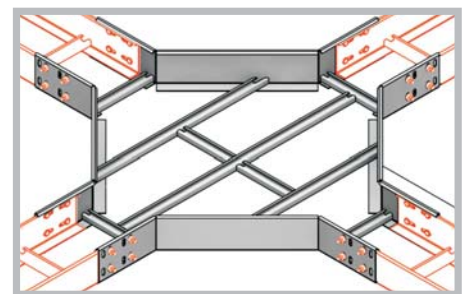
Quadruple horizontal crossing (R300)

ORDER CODE	H mm	A mm	T mm	WEIGHT (kg/pcs) (H.D.G.)	WEIGHT (kg/pcs) (E.G.)
310-MA (R300)	100	100	1.5	5.875	4.689
312-MA (R300)	100	120	1.5	5.937	4.745
316-MA (R300)	100	160	1.5	6.414	5.183
320-MA (R300)	100	200	1.5	6.560	5.316
326-MA (R300)	100	260	1.5	6.781	5.518
330-MA (R300)	100	300	1.5	6.927	5.652
340-MA (R300)	100	400	2.0	9.068	7.761
350-MA (R300)	100	500	2.0	9.516	8.179
360-MA (R300)	100	600	2.0	11.493	10.019
370-MA (R300)	100	700	2.0	12.091	10.575
380-MA (R300)	100	800	2.0	12.689	11.132
390-MA (R300)	100	900	2.0	13.288	11.689
300-MA (R300)	100	1000	2.0	16.014	14.226

NOTE: In our standard productions "A, B, C and D" dimensions equal. In your requests "B, C and D" dimensions can be changed and the production can be made according to your request.



310-MA (R300)



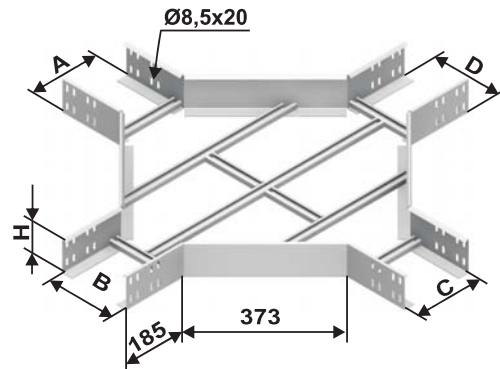
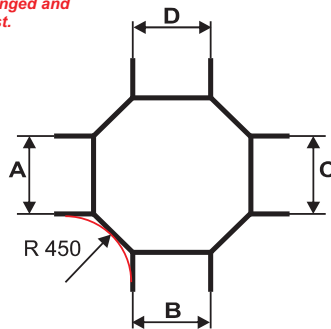
310-MA (R300) Connection Example



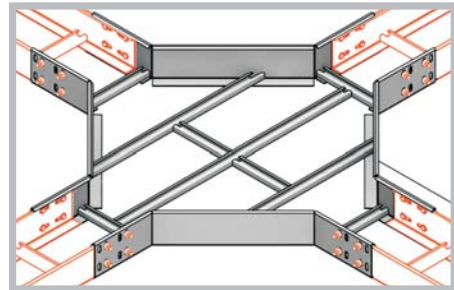
Quadruple horizontal crossing (R450)

ORDER CODE	H mm	A mm	T mm	WEIGHT (kg/pcs) (H.D.G.)	WEIGHT (kg/pcs) (E.G.)
310-MA (R450)	100	100	1.5	6.310	5.864
312-MA (R450)	100	120	1.5	6.384	5.931
316-MA (R450)	100	160	1.5	6.530	6.065
320-MA (R450)	100	200	1.5	6.676	6.199
326-MA (R450)	100	260	1.5	6.896	6.400
330-MA (R450)	100	300	1.5	7.043	6.534
340-MA (R450)	100	400	2.0	10.996	10.353
350-MA (R450)	100	500	2.0	11.594	10.910
360-MA (R450)	100	600	2.0	12.192	11.467
370-MA (R450)	100	700	2.0	12.791	12.024
380-MA (R450)	100	800	2.0	15.479	14.526
390-MA (R450)	100	900	2.0	16.227	15.222
300-MA (R450)	100	1000	2.0	16.975	15.918

NOTE: In our standard productions "A, B, C and D" dimensions equal. In your requests "B, C and D" dimensions can be changed and the production can be made according to your request.



310-MA (R450)

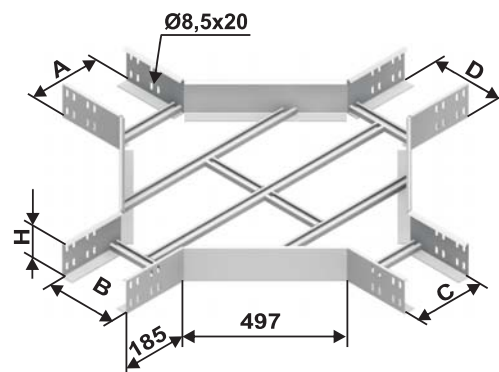
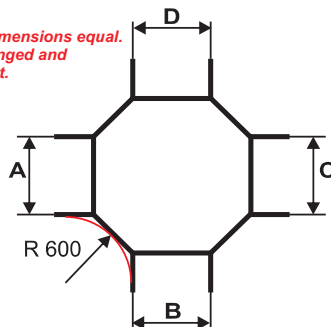


310-MA (R450) Connection Example

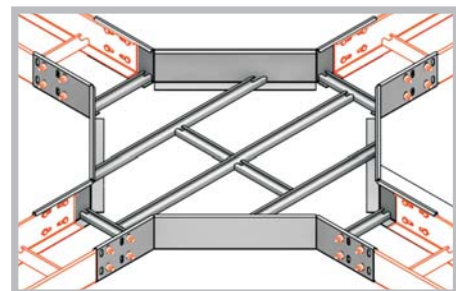
Quadruple horizontal crossing (R600)

ORDER CODE	H mm	A mm	T mm	WEIGHT (kg/pcs) (H.D.G.)	WEIGHT (kg/pcs) (E.G.)
310-MA (R600)	100	100	1.5	7.411	6.887
312-MA (R600)	100	120	1.5	7.485	6.955
316-MA (R600)	100	160	1.5	7.632	7.089
320-MA (R600)	100	200	1.5	8.966	8.310
326-MA (R600)	100	260	1.5	9.259	8.578
330-MA (R600)	100	300	1.5	9.454	8.757
340-MA (R600)	100	400	2.0	12.681	11.942
350-MA (R600)	100	500	2.0	13.278	12.498
360-MA (R600)	100	600	2.0	13.877	13.055
370-MA (R600)	100	700	2.0	16.679	15.663
380-MA (R600)	100	800	2.0	17.427	16.359
390-MA (R600)	100	900	2.0	18.174	17.054
300-MA (R600)	100	1000	2.0	18.922	17.751

NOTE: In our standard productions "A, B, C and D" dimensions equal. In your requests "B, C and D" dimensions can be changed and the production can be made according to your request.



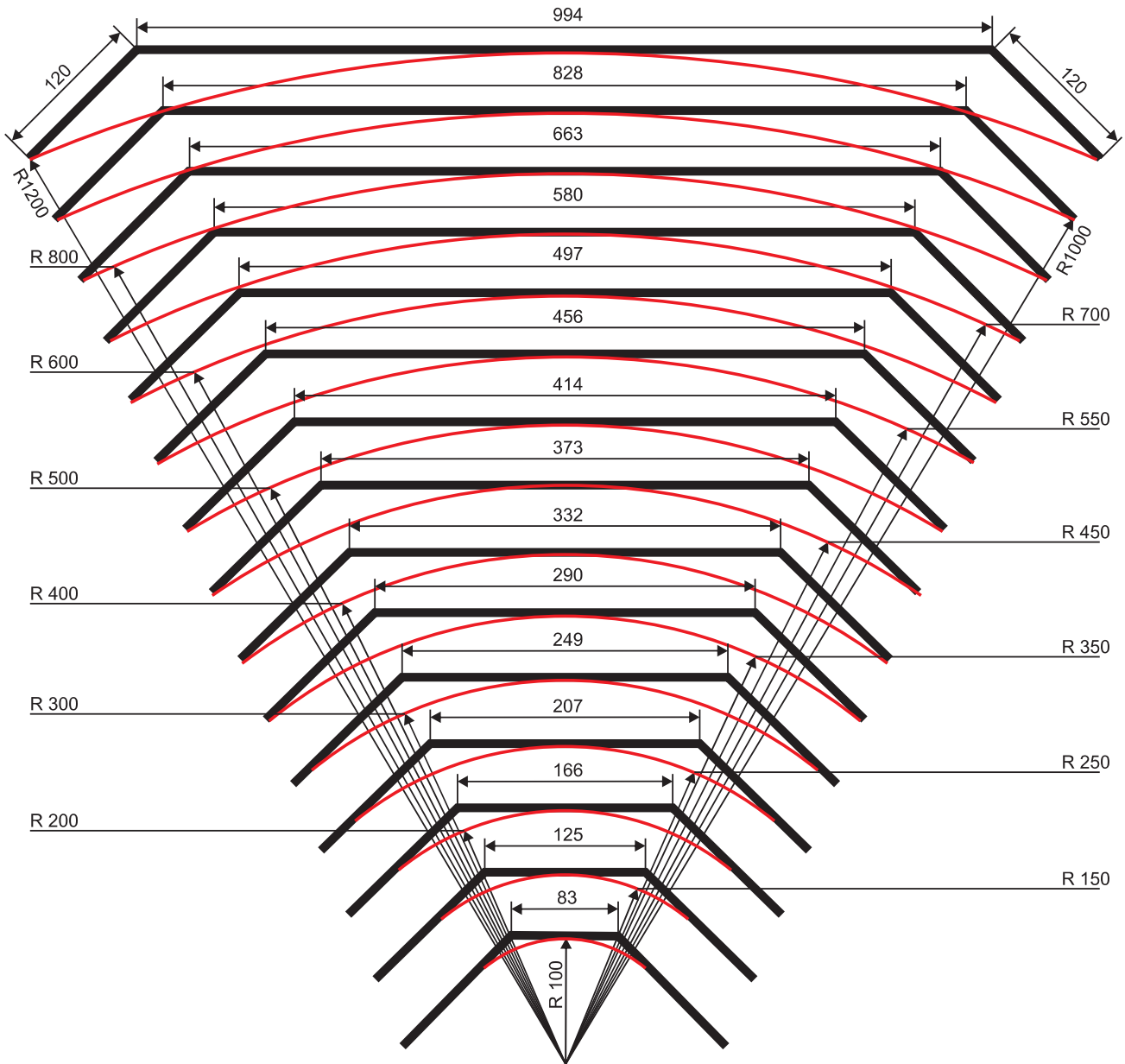
310-MA (R600)



310-MA (R600) Connection Example



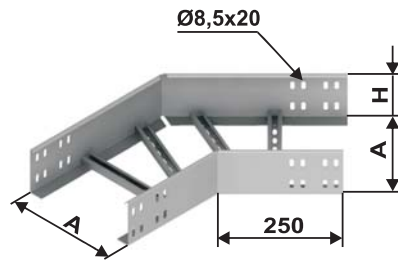
Radius table



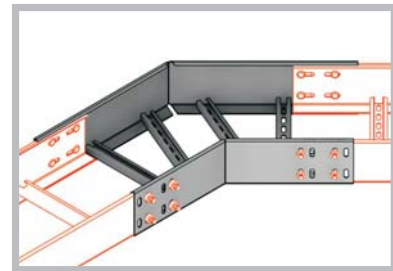


Horizontal bends 45 degree

ORDER CODE	H mm	A mm	T mm	WEIGHT (kg/pcs) (H.D.G.)	WEIGHT (kg/pcs) (E.G.)
410-MA (45°)	100	100	1.5	2.010	1.871
412-MA (45°)	100	120	1.5	2.064	1.921
416-MA (45°)	100	160	1.5	2.172	2.021
420-MA (45°)	100	200	1.5	2.280	2.121
426-MA (45°)	100	260	1.5	2.442	2.271
430-MA (45°)	100	300	1.5	2.749	2.553
440-MA (45°)	100	400	2.0	3.970	3.748
450-MA (45°)	100	500	2.0	4.395	4.147
460-MA (45°)	100	600	2.0	4.820	4.546
470-MA (45°)	100	700	2.0	5.244	4.944
480-MA (45°)	100	800	2.0	5.667	5.341
490-MA (45°)	100	900	2.0	6.093	5.741
400-MA (45°)	100	1000	2.0	6.516	6.138



410-MA (45°)

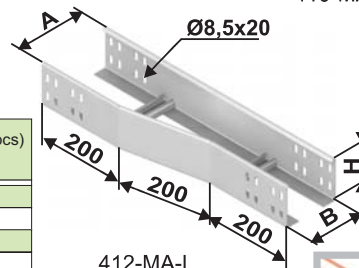


410-MA (45°) Connection Example

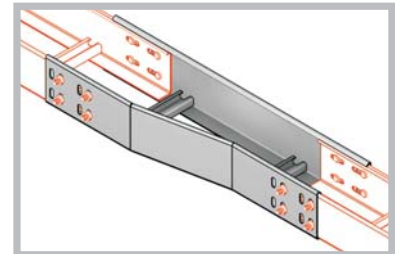
NOTE: In our standard productions "B" dimensions with "A" dimensions are equal. In your requests "B" dimensions can be changed and the production can be made according to your request.

Left reducer

ORDER CODE	H mm	A mm	B mm	T mm	WEIGHT (kg/pcs) (H.D.G.)	WEIGHT (kg/pcs) (E.G.)
412-MA-L	100	120	100	1.5	2.203	2.050
416-MA-L	100	160	120	1.5	2.230	2.075
420-MA-L	100	200	160	1.5	2.283	2.123
426-MA-L	100	260	200	1.5	2.335	2.171
430-MA-L	100	300	260	1.5	2.405	2.235
440-MA-L	100	400	300	2.0	3.127	2.951
450-MA-L	100	500	400	2.0	3.317	3.131
460-MA-L	100	600	500	2.0	3.466	3.270
470-MA-L	100	700	600	2.0	3.616	3.409
480-MA-L	100	800	700	2.0	3.765	3.549
490-MA-L	100	900	800	2.0	3.914	3.687
400-MA-L	100	1000	900	2.0	4.064	3.827



412-MA-L

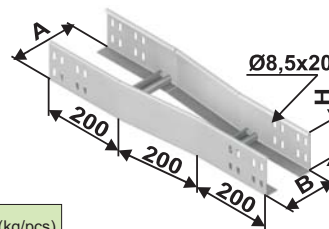


412-MA-L Connection Example

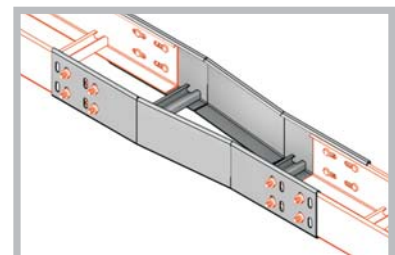
NOTE: The other sizes reductions can be produced as per client's requests.

Middle reducer

ORDER CODE	H mm	A mm	B mm	T mm	WEIGHT (kg/pcs) (H.D.G.)	WEIGHT (kg/pcs) (E.G.)
412-MA-M	100	120	100	1.5	2.205	2.052
416-MA-M	100	160	120	1.5	2.241	2.085
420-MA-M	100	200	160	1.5	2.290	2.130
426-MA-M	100	260	200	1.5	2.351	2.186
430-MA-M	100	300	260	1.5	2.412	2.241
440-MA-M	100	400	300	2.0	3.189	3.011
450-MA-M	100	500	400	2.0	3.380	3.191
460-MA-M	100	600	500	2.0	3.529	3.330
470-MA-M	100	700	600	2.0	3.678	3.469
480-MA-M	100	800	700	2.0	3.828	3.608
490-MA-M	100	900	800	2.0	3.977	3.747
400-MA-M	100	1000	900	2.0	4.127	3.886



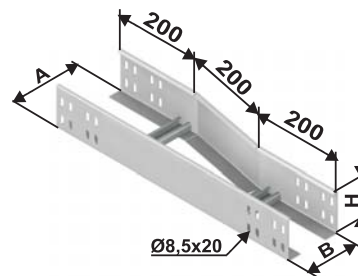
412-MA-M



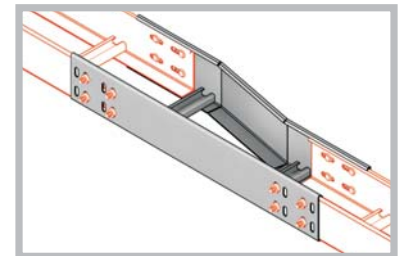
412-MA-M Connection Example

Right reducer

ORDER CODE	H mm	A mm	B mm	T mm	WEIGHT (kg/pcs) (H.D.G.)	WEIGHT (kg/pcs) (E.G.)
412-MA-R	100	120	100	1.5	2.203	2.050
416-MA-R	100	160	120	1.5	2.230	2.075
420-MA-R	100	200	160	1.5	2.283	2.123
426-MA-R	100	260	200	1.5	2.335	2.171
430-MA-R	100	300	260	1.5	2.405	2.235
440-MA-R	100	400	300	2.0	3.127	2.951
450-MA-R	100	500	400	2.0	3.317	3.131
460-MA-R	100	600	500	2.0	3.466	3.270
470-MA-R	100	700	600	2.0	3.616	3.409
480-MA-R	100	800	700	2.0	3.765	3.549
490-MA-R	100	900	800	2.0	3.914	3.687
400-MA-R	100	1000	900	2.0	4.064	3.827



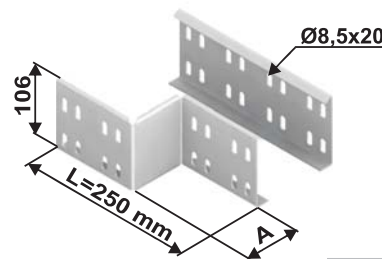
412-MA-R



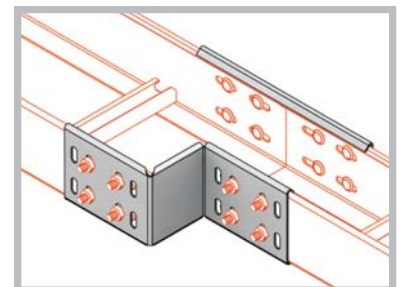
412-MA-R Connection Example

Reducing angles (Left)

ORDER CODE	H mm	A mm	T mm	WEIGHT (kg/pcs) (H.D.G.)	WEIGHT (kg/pcs) (E.G.)
403-10AP-L	100	30	1.5	0.887	0.828
404-10AP-L	100	40	1.5	0.905	0.845
405-10AP-L	100	50	1.5	0.923	0.861
410-10AP-L	100	100	1.5	1.012	0.945
416-10AP-L	100	160	1.5	1.120	1.045
420-10AP-L	100	200	1.5	1.191	1.112
426-10AP-L	100	260	1.5	1.299	1.213
430-10AP-L	100	300	1.5	1.370	1.279



403-10AP-L

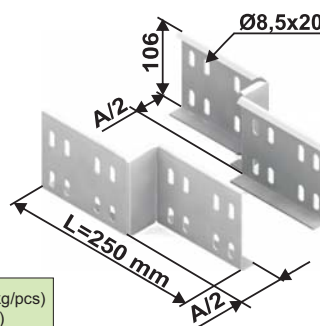


403-10AP-L Connection Example

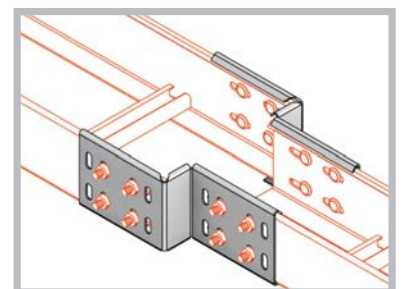
NOTE: The other sizes reductions can be produced as per client's requests.

Reducing angles (Middle)

ORDER CODE	H mm	A mm	T mm	WEIGHT (kg/pcs) (H.D.G.)	WEIGHT (kg/pcs) (E.G.)
403-10AP-M	100	30	1.5	0.887	0.828
404-10AP-M	100	40	1.5	0.905	0.845
405-10AP-M	100	50	1.5	0.923	0.861
410-10AP-M	100	100	1.5	1.012	0.945
416-10AP-M	100	160	1.5	1.120	1.045
420-10AP-M	100	200	1.5	1.191	1.112
426-10AP-M	100	260	1.5	1.299	1.213
430-10AP-M	100	300	1.5	1.370	1.279



403-10AP-M



403-10AP-M Connection Example

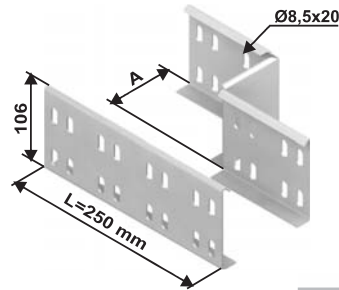
NOTE: The other sizes reductions can be produced as per client's requests.



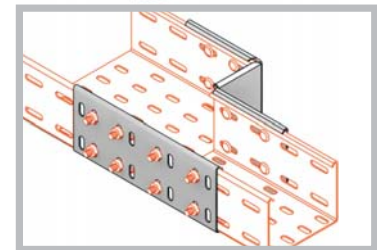
Reducing angles (Right)

ORDER CODE	H mm	A mm	T mm	WEIGHT (kg/pcs) (H.D.G.)	WEIGHT (kg/pcs) (E.G.)
403-10AP-R	100	30	1.5	0.887	0.828
404-10AP-R	100	40	1.5	0.905	0.845
405-10AP-R	100	50	1.5	0.923	0.861
410-10AP-R	100	100	1.5	1.012	0.945
416-10AP-R	100	160	1.5	1.120	1.045
420-10AP-R	100	200	1.5	1.191	1.112
426-10AP-R	100	260	1.5	1.299	1.213
430-10AP-R	100	300	1.5	1.370	1.279

NOTE: The other sizes reductions can be produced as per client's requests.



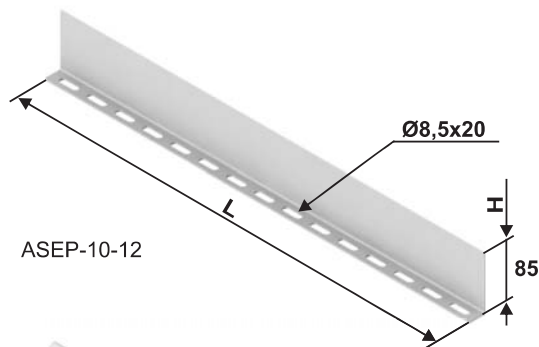
403-10AP-R



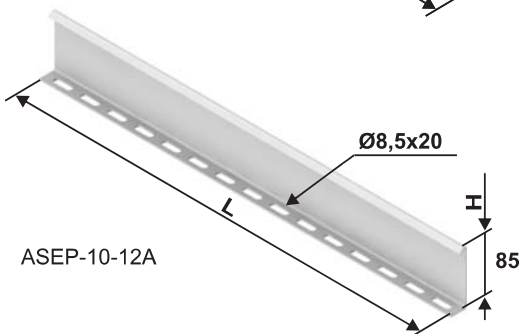
403-10AP-R Connection Example

Separator

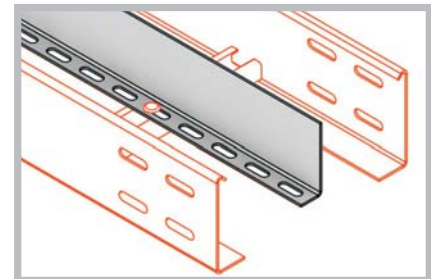
ORDER CODE	H mm	L mm	T mm	WEIGHT (kg/m) (H.D.G.)	WEIGHT (kg/m) (E.G.)
ASEP-10-12	100	2500	1.2	1.211	1.102
ASEP-10-15	100	2500	1.5	1.483	1.373
ASEP-10-12A	100	2500	1.2	1.316	1.198
ASEP-10-15A	100	2500	1.5	1.612	1.493



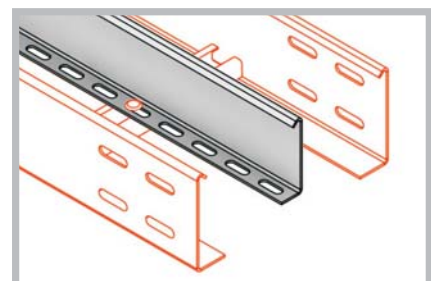
ASEP-10-12



ASEP-10-12A



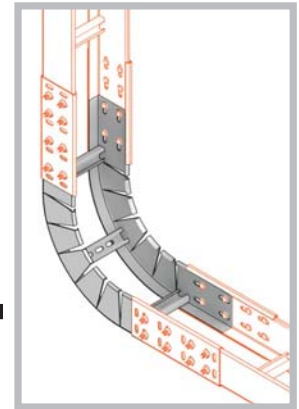
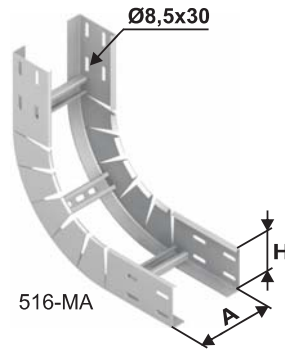
ASEP-10-12 Connection Example



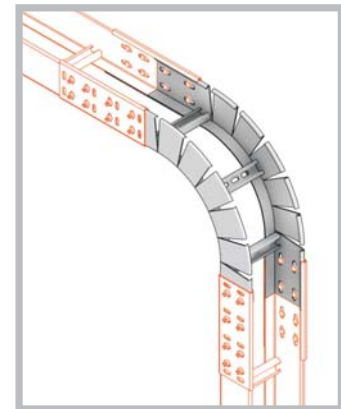
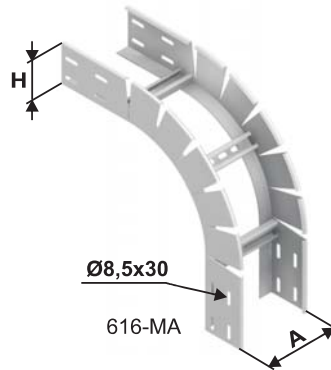
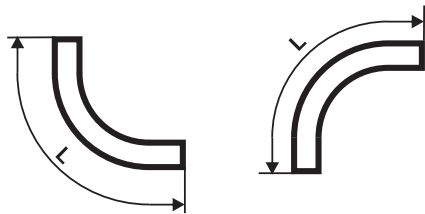
ASEP-10-12A Connection Example

Inside & Outside vertical adjustable bends 90 degree

ORDER CODE	H mm	A mm	L mm	T mm	WEIGHT (kg/pcs) (H.D.G.)	WEIGHT (kg/pcs) (E.G.)
510-MA / 610-MA	100	100	1000	1.5	2.996	2.787
512-MA / 612-MA	100	120	1000	1.5	3.031	2.819
516-MA / 616-MA	100	160	1000	1.5	3.106	2.887
520-MA / 620-MA	100	200	1000	1.5	3.179	2.954
526-MA / 626-MA	100	260	1000	1.5	3.288	3.054
530-MA / 630-MA	100	300	1000	1.5	3.361	3.121
540-MA / 640-MA	100	400	1000	2.0	4.574	4.317
550-MA / 650-MA	100	500	1000	2.0	4.798	4.525
560-MA / 660-MA	100	600	1000	2.0	5.021	4.733
570-MA / 670-MA	100	700	1000	2.0	5.247	4.943
580-MA / 680-MA	100	800	1000	2.0	5.471	5.151
590-MA / 690-MA	100	900	1000	2.0	5.694	5.359
500-MA / 600-MA	100	1000	1000	2.0	5.919	5.569



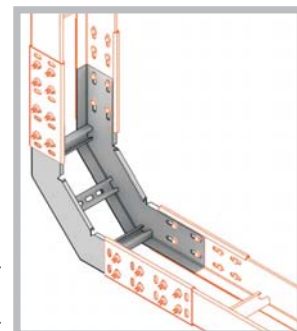
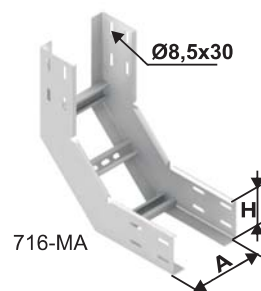
516-MA Connection Example



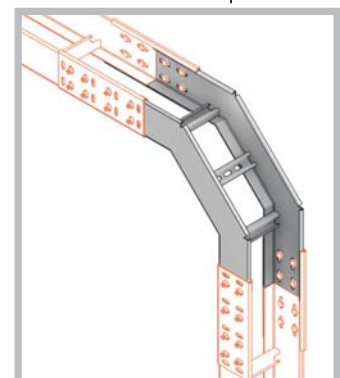
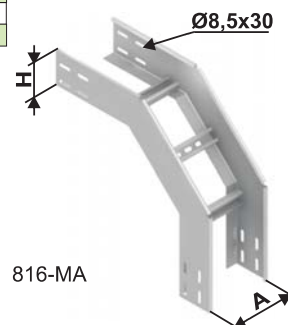
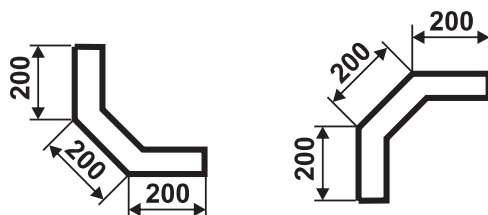
616-MA Connection Example

Inside & Outside vertical bends 90 degree

ORDER CODE	H mm	A mm	T mm	WEIGHT (kg/pcs) (H.D.G.)	WEIGHT (kg/pcs) (E.G.)
INSIDE/OUTSIDE				INSIDE/OUTSIDE	INSIDE/OUTSIDE
710-MA / 810-MA	100	100	1.5	1.917 / 1.782	2.464 / 2.293
712-MA / 812-MA	100	120	1.5	1.952 / 1.815	2.500 / 2.325
716-MA / 816-MA	100	160	1.5	2.026 / 1.883	2.574 / 2.393
720-MA / 820-MA	100	200	1.5	2.099 / 1.950	2.647 / 2.460
726-MA / 826-MA	100	260	1.5	2.209 / 2.050	2.757 / 2.561
730-MA / 830-MA	100	300	1.5	2.281 / 2.116	2.829 / 2.627
740-MA / 840-MA	100	400	2.0	3.167 / 2.985	3.879 / 3.661
750-MA / 850-MA	100	500	2.0	3.391 / 3.193	4.103 / 3.869
760-MA / 860-MA	100	600	2.0	3.614 / 3.401	4.326 / 4.077
770-MA / 870-MA	100	700	2.0	3.839 / 3.611	4.552 / 4.286
780-MA / 880-MA	100	800	2.0	4.063 / 3.819	4.776 / 4.495
790-MA / 890-MA	100	900	2.0	4.286 / 4.027	4.999 / 4.703
700-MA / 800-MA	100	1000	2.0	4.511 / 4.237	5.224 / 4.912



716-MA Connection Example

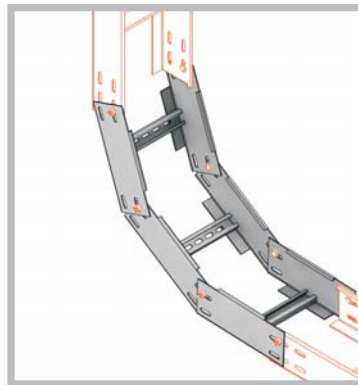
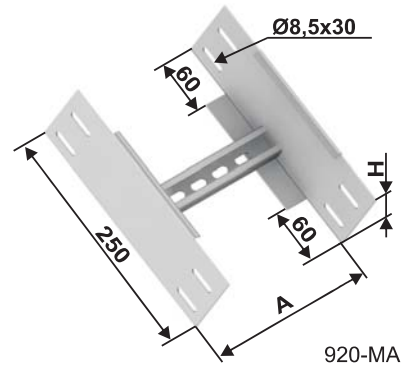


816-MA Connection Example



Level change units

ORDER CODE	H mm	A mm	T mm	WEIGHT (kg/pcs) (H.D.G.)	WEIGHT (kg/pcs) (E.G.)
910-MA	100	100	1.5	0.850	0.791
912-MA	100	120	1.5	0.862	0.802
916-MA	100	160	1.5	0.887	0.825
920-MA	100	200	1.5	0.911	0.847
926-MA	100	260	1.5	0.948	0.880
930-MA	100	300	1.5	0.972	0.902
940-MA	100	400	2.0	1.327	1.252
950-MA	100	500	2.0	1.402	1.322
960-MA	100	600	2.0	1.476	1.391
970-MA	100	700	2.0	1.551	1.461
980-MA	100	800	2.0	1.626	1.530
990-MA	100	900	2.0	1.700	1.599
900-MA	100	1000	2.0	1.775	1.669


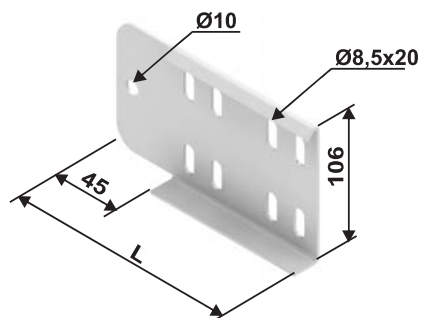


920-MA Connection Example

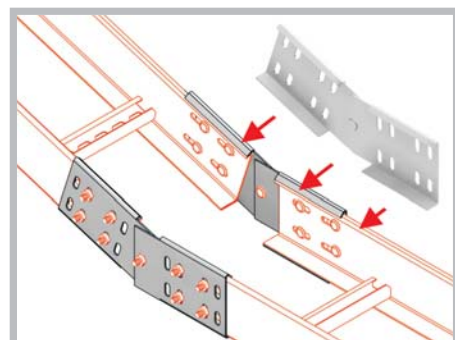
Level change unit joint

ORDER CODE	H mm	L mm	T mm	WEIGHT (kg/m) (H.D.G.)	WEIGHT (kg/m) (E.G.)
901-10	100	160	1.5	0.527	0.491

NOTE: This product consists of two (2) pieces and sold as a set.



901-10



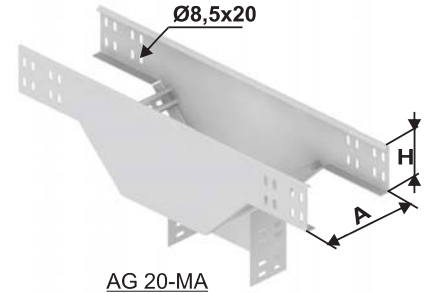
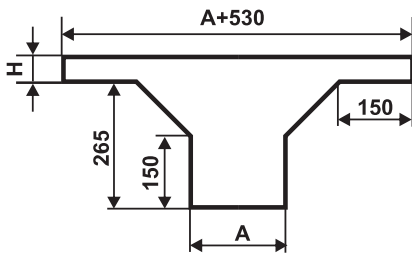
901-10 Connection Example



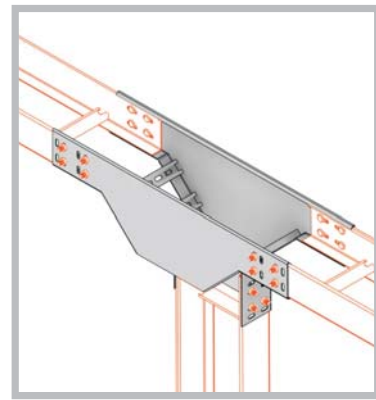
Vertical tees

ORDER CODE	H mm	A mm	T mm	WEIGHT (kg/pcs) (H.D.G.)	WEIGHT (kg/pcs) (E.G.)
AG10-MA	100	100	1.5	3.399	3.163
AG12-MA	100	120	1.5	3.600	3.349
AG16-MA	100	160	1.5	4.005	3.726
AG20-MA	100	200	1.5	4.409	4.101
AG26-MA	100	260	1.5	5.015	4.664
AG30-MA	100	300	1.5	5.418	5.038
AG40-MA	100	400	2.0	8.343	7.887
AG50-MA	100	500	2.0	9.645	9.117
AG60-MA	100	600	2.0	10.946	10.346
AG70-MA	100	700	2.0	12.251	11.578
AG80-MA	100	800	2.0	13.553	12.808
AG90-MA	100	900	2.0	14.854	14.036
AG00-MA	100	1000	2.0	16.158	15.268

NOTE: In our standard productions "B" dimensions with "A" dimensions are equal. In your requests "B" dimensions can be changed and the production can be made according to your request.



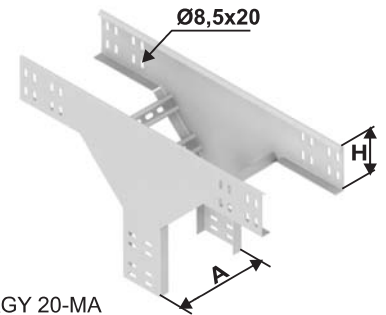
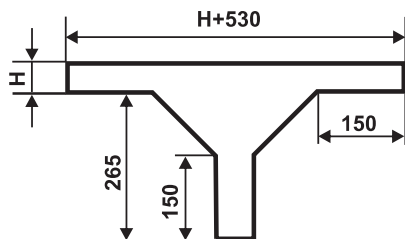
AG 20-MA



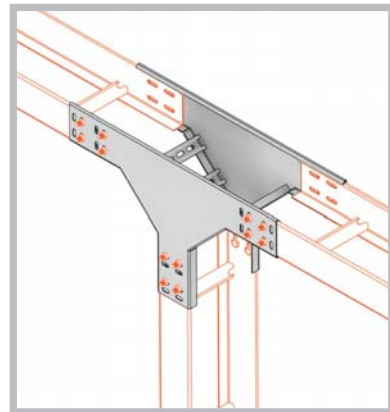
AG 20-MA Connection Example

From middle vertical tees

ORDER CODE	H mm	A mm	T mm	WEIGHT (kg/pcs) (H.D.G.)	WEIGHT (kg/pcs) (E.G.)
AGY10-MA	100	100	1.5	3.474	3.233
AGY12-MA	100	120	1.5	3.521	3.277
AGY16-MA	100	160	1.5	3.620	3.367
AGY20-MA	100	200	1.5	3.718	3.456
AGY26-MA	100	260	1.5	3.864	3.590
AGY30-MA	100	300	1.5	3.961	3.678
AGY40-MA	100	400	2.0	5.432	5.127
AGY50-MA	100	500	2.0	5.731	5.406
AGY60-MA	100	600	2.0	6.028	5.682
AGY70-MA	100	700	2.0	6.329	5.962
AGY80-MA	100	800	2.0	6.628	6.240
AGY90-MA	100	900	2.0	6.925	6.517
AGY00-MA	100	1000	2.0	7.225	6.797



AGY 20-MA

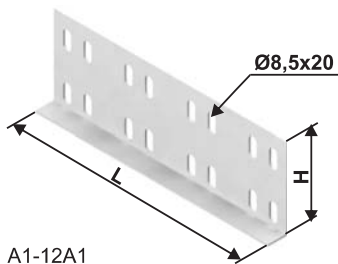


AGY 20-MA Connection Example

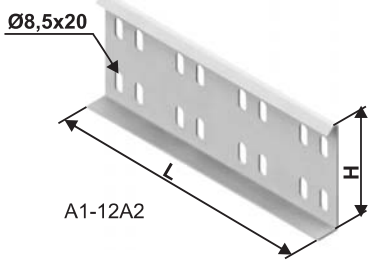


Straight connectors

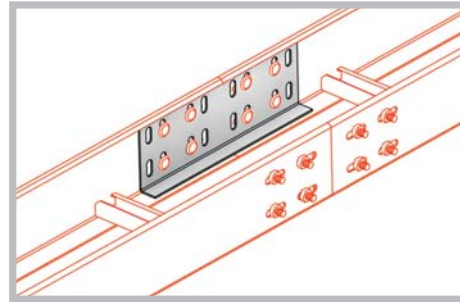
ORDER CODE	H mm	L mm	T mm	WEIGHT (kg/pcs) (H.D.G.)	WEIGHT (kg/pcs) (E.G.)
A1-12A1	125	250	1.5	0.417	0.388
A1-12A2	125	250	2.0	0.545	0.516



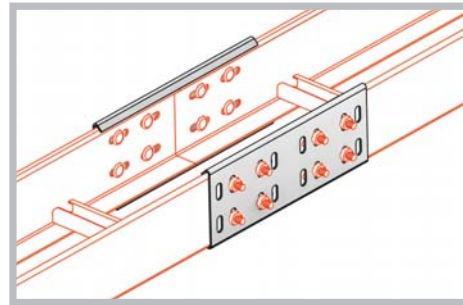
A1-12A1



A1-12A2



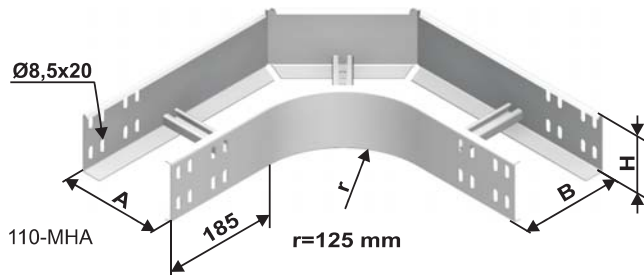
A1-12A1 Connection Example



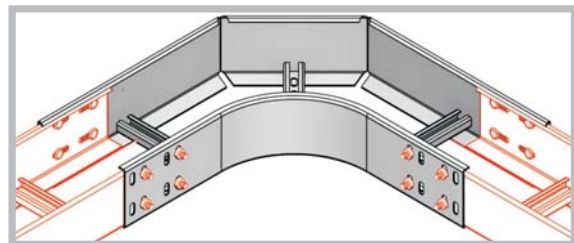
A1-12A2 Connection Example

Horizontal Bends 90 Degree

ORDER CODE	H mm	A mm	T mm	WEIGHT (kg/pcs) (H.D.G.)	WEIGHT (kg/pcs) (E.G.)
112-MHA	125	120	1.5	2.893	2.693
116-MHA	125	160	1.5	3.147	2.929
120-MHA	125	200	1.5	3.398	3.161
126-MHA	125	260	1.5	3.776	3.512
130-MHA	125	300	1.5	4.256	3.954
140-MHA	125	400	2.0	6.409	6.054
150-MHA	125	500	2.0	7.323	6.914
160-MHA	125	600	2.0	8.234	7.771
170-MHA	125	700	2.0	9.144	8.628
180-MHA	125	800	2.0	10.058	9.488
190-MHA	125	900	2.0	10.972	10.349
100-MHA	125	1000	2.0	11.882	11.206

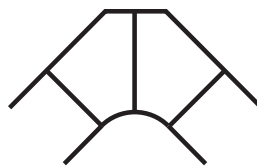


110-MHA

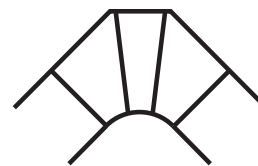


110-MHA Connection Example

NOTE: In our standard productions "B" dimensions with "A" dimensions are equal. In your requests "B" dimensions can be changed and the production can be made according to your request.



110-MHA / 126-MHA

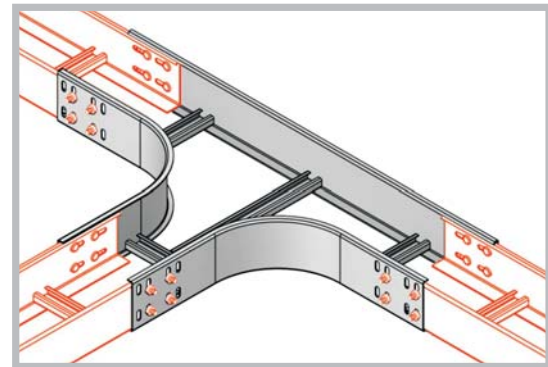
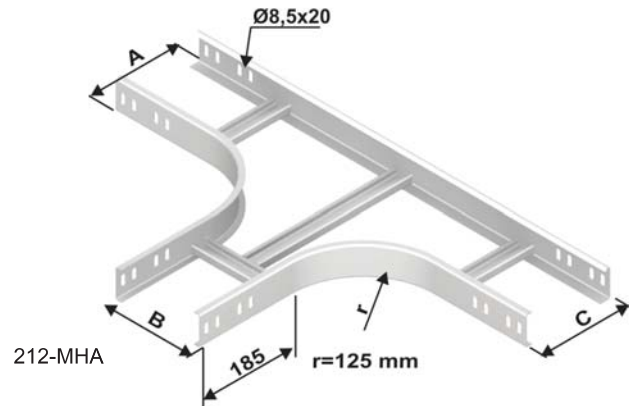


130-MHA / 100-MHA

Horizontal tees

ORDER CODE	H mm	A mm	T mm	WEIGHT (kg/pcs) (H.D.G.)	WEIGHT (kg/pcs) (E.G.)
212-MHA	125	120	1.5	4.048	3.767
216-MHA	125	160	1.5	4.230	3.935
220-MHA	125	200	1.5	4.412	4.103
226-MHA	125	260	1.5	4.685	4.355
230-MHA	125	300	1.5	4.867	4.523
240-MHA	125	400	2.0	7.406	6.990
250-MHA	125	500	2.0	8.056	7.600
260-MHA	125	600	2.0	9.274	8.738
270-MHA	125	700	2.0	9.998	9.417
280-MHA	125	800	2.0	11.560	10.876
290-MHA	125	900	2.0	12.359	11.624
200-MHA	125	1000	2.0	14.026	13.181

NOTE: In our standard productions "A, B and C" dimensions equal. In your requests "B and C" dimensions can be changed and the production can be made according to your request.

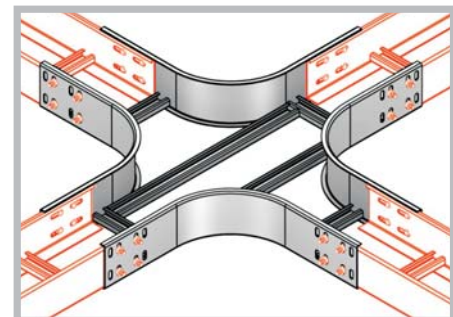
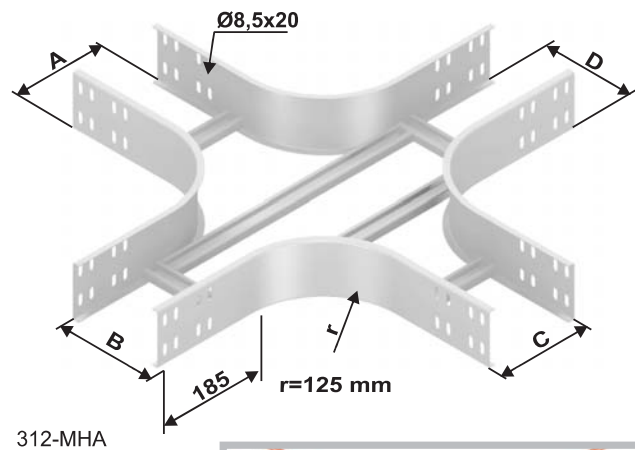


212-MHA Connection Example

Quadruple horizontal crossing

ORDER CODE	H mm	A mm	T mm	WEIGHT (kg/pcs) (H.D.G.)	WEIGHT (kg/pcs) (E.G.)
312-MHA	125	120	1.5	4.803	4.467
316-MHA	125	160	1.5	5.218	4.847
320-MHA	125	200	1.5	5.364	4.981
326-MHA	125	260	1.5	5.584	5.182
330-MHA	125	300	1.5	5.730	5.316
340-MHA	125	400	2.0	7.816	7.371
350-MHA	125	500	2.0	8.265	7.789
360-MHA	125	600	2.0	10.090	9.487
370-MHA	125	700	2.0	10.688	10.044
380-MHA	125	800	2.0	11.286	10.601
390-MHA	125	900	2.0	11.885	11.158
300-MHA	125	1000	2.0	14.457	13.552

NOTE: In our standard productions "A, B, C and D" dimensions equal. In your requests "B, C and D" dimensions can be changed and the production can be made according to your request.



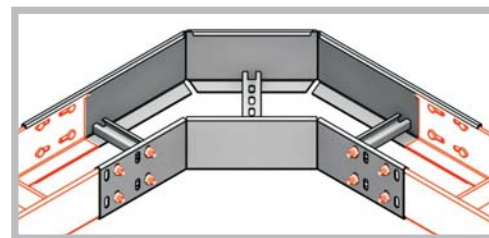
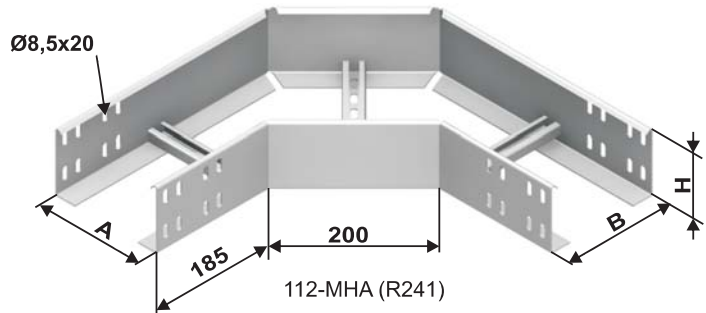
312-MHA Connection Example



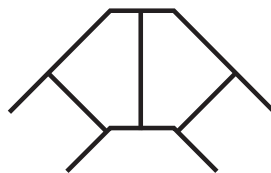
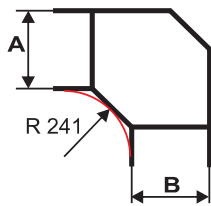
Horizontal Bends 90 Degree

ORDER CODE	H mm	A mm	T mm	WEIGHT (kg/pcs) (H.D.G.)	WEIGHT (kg/pcs) (E.G.)
112-MHA (R241)	125	120	1.5	3.108	2.893
116-MHA (R241)	125	160	1.5	3.360	3.127
120-MHA (R241)	125	200	1.5	3.612	3.360
126-MHA (R241)	125	260	1.5	3.990	3.711
130-MHA (R241)	125	300	1.5	4.502	4.182
140-MHA (R241)	125	400	2.0	6.722	6.349
150-MHA (R241)	125	500	2.0	7.636	7.209
160-MHA (R241)	125	600	2.0	8.549	8.068
170-MHA (R241)	125	700	2.0	9.460	8.927
180-MHA (R241)	125	800	2.0	10.372	9.785
190-MHA (R241)	125	900	2.0	11.285	10.644
100-MHA (R241)	125	1000	2.0	12.199	11.505

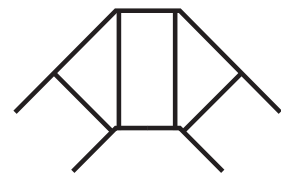
NOTE: In our standard productions "B" dimensions with "A" dimensions are equal. In your requests "B" dimensions can be changed and the production can be made according to your request.



112-MHA (R241) Connection Example



110-MHA / 126-MHA

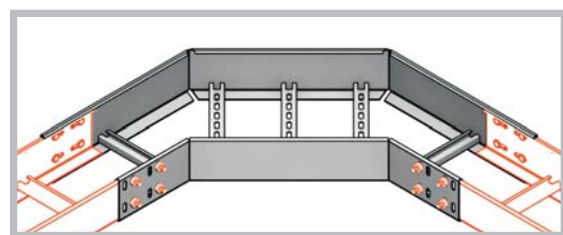
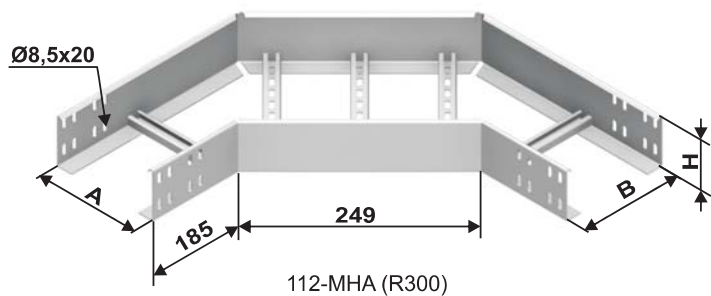


130-MHA / 100-MHA

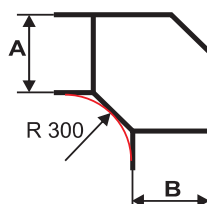
Horizontal Bends 90 Degree (R300)

ORDER CODE	H mm	A mm	T mm	WEIGHT (kg/pcs) (H.D.G.)	WEIGHT (kg/pcs) (E.G.)
112-MHA (R300)	125	120	1.5	3.352	3.121
116-MHA (R300)	125	160	1.5	3.566	3.319
120-MHA (R300)	125	200	1.5	3.819	3.553
126-MHA (R300)	125	260	1.5	4.197	3.904
130-MHA (R300)	125	300	1.5	4.851	4.518
140-MHA (R300)	125	400	2.0	7.183	6.796
150-MHA (R300)	125	500	2.0	8.097	7.656
160-MHA (R300)	125	600	2.0	9.009	8.515
170-MHA (R300)	125	700	2.0	9.921	9.373
180-MHA (R300)	125	800	2.0	10.833	10.232
190-MHA (R300)	125	900	2.0	11.745	11.091
100-MHA (R300)	125	1000	2.0	12.659	11.951

NOTE: In our standard productions "B" dimensions with "A" dimensions are equal. In your requests "B" dimensions can be changed and the production can be made according to your request.

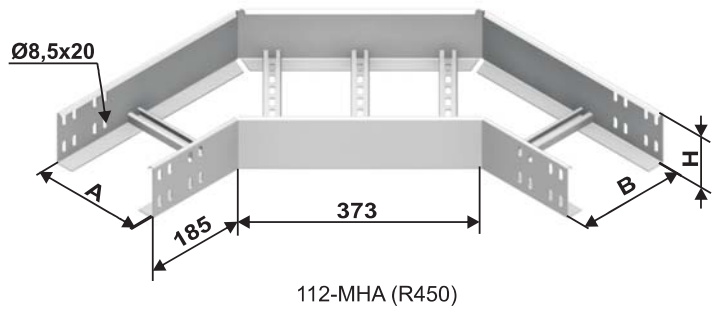


112-MHA (R300) Connection Example



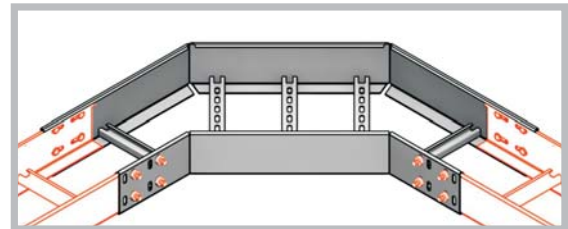
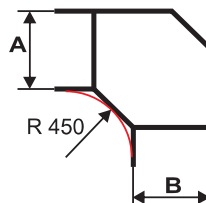
Horizontal Bends 90 Degree (R450)

ORDER CODE	H mm	A mm	T mm	WEIGHT (kg/pcs) (H.D.G.)	WEIGHT (kg/pcs) (E.G.)
112-MHA (R450)	125	120	1.5	3.838	3.574
116-MHA (R450)	125	160	1.5	4.089	3.807
120-MHA (R450)	125	200	1.5	4.342	4.041
126-MHA (R450)	125	260	1.5	4.720	4.391
130-MHA (R450)	125	300	1.5	5.374	5.005
140-MHA (R450)	125	400	2.0	7.866	7.444
150-MHA (R450)	125	500	2.0	8.780	8.304
160-MHA (R450)	125	600	2.0	9.693	9.163
170-MHA (R450)	125	700	2.0	10.604	10.022
180-MHA (R450)	125	800	2.0	11.516	10.880
190-MHA (R450)	125	900	2.0	12.429	11.739
100-MHA (R450)	125	1000	2.0	13.343	12.600



112-MHA (R450)

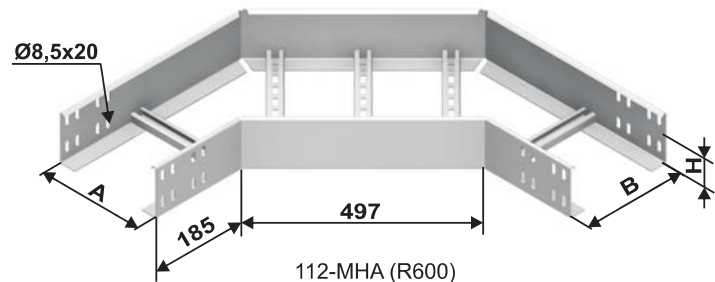
NOTE: In our standard productions "B" dimensions with "A" dimensions are equal. In your requests "B" dimensions can be changed and the production can be made according to your request.



112-MHA (R450) Connection Example

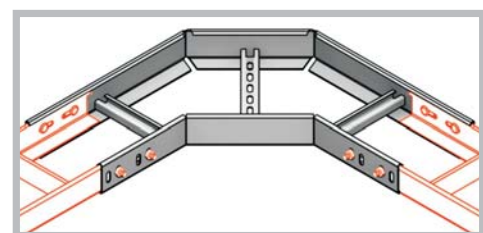
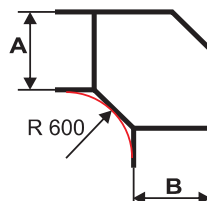
Horizontal Bends 90 Degree (R600)

ORDER CODE	H mm	A mm	T mm	WEIGHT (kg/pcs) (H.D.G.)	WEIGHT (kg/pcs) (E.G.)
112-MHA (R600)	125	120	1.5	4.361	4.061
116-MHA (R600)	125	160	1.5	4.612	4.295
120-MHA (R600)	125	200	1.5	4.864	4.528
126-MHA (R600)	125	260	1.5	5.467	5.084
130-MHA (R600)	125	300	1.5	5.896	5.492
140-MHA (R600)	125	400	2.0	8.551	8.093
150-MHA (R600)	125	500	2.0	9.886	9.346
160-MHA (R600)	125	600	2.0	10.857	10.259
170-MHA (R600)	125	700	2.0	11.830	11.175
180-MHA (R600)	125	800	2.0	12.804	12.091
190-MHA (R600)	125	900	2.0	13.776	13.006
100-MHA (R600)	125	1000	2.0	14.750	13.922



112-MHA (R600)

NOTE: In our standard productions "B" dimensions with "A" dimensions are equal. In your requests "B" dimensions can be changed and the production can be made according to your request.

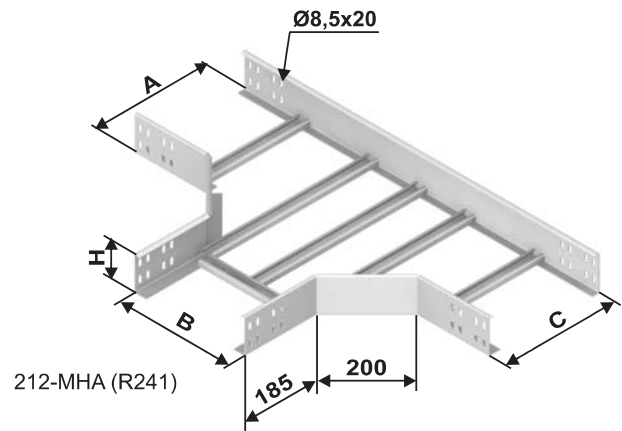


112-MHA (R600) Connection Example

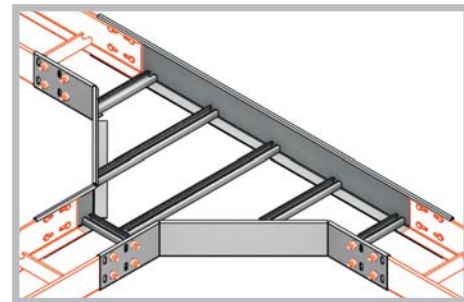
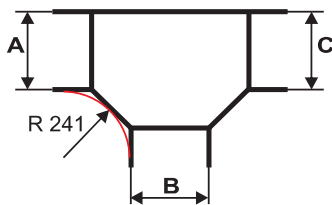


Horizontal tees

ORDER CODE	H mm	A mm	T mm	WEIGHT (kg/pcs) (H.D.G.)	WEIGHT (kg/pcs) (E.G.)
212-MHA (R241)	125	120	1.5	4.358	4.056
216-MHA (R241)	125	160	1.5	4.540	4.224
220-MHA (R241)	125	200	1.5	4.722	4.392
226-MHA (R241)	125	260	1.5	4.995	4.644
230-MHA (R241)	125	300	1.5	5.177	4.812
240-MHA (R241)	125	400	2.0	7.836	7.397
250-MHA (R241)	125	500	2.0	8.486	8.007
260-MHA (R241)	125	600	2.0	9.715	9.156
270-MHA (R241)	125	700	2.0	10.439	9.835
280-MHA (R241)	125	800	2.0	12.027	11.318
290-MHA (R241)	125	900	2.0	12.826	12.066
200-MHA (R241)	125	1000	2.0	14.504	13.633



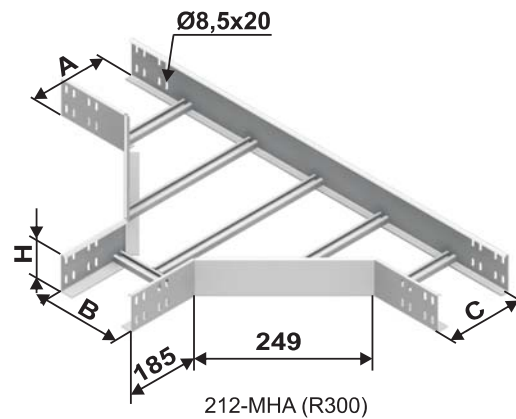
NOTE: In our standard productions "A, B and C" dimensions equal. In your requests "B and C" dimensions can be changed and the production can be made according to your request.



212-MHA (R241) Connection Example

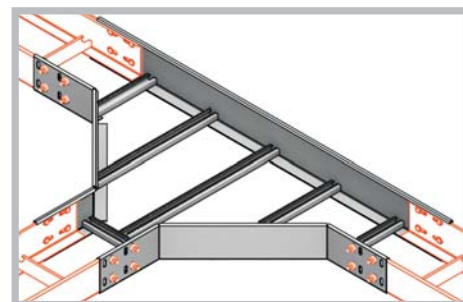
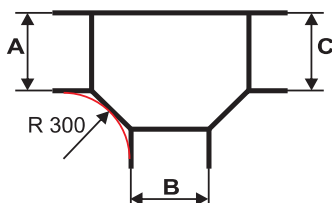
Horizontal tees (R300)

ORDER CODE	H mm	A mm	T mm	WEIGHT (kg/pcs) (H.D.G.)	WEIGHT (kg/pcs) (E.G.)
212-MHA (R300)	125	120	1.5	4.732	4.404
216-MHA (R300)	125	160	1.5	4.914	4.572
220-MHA (R300)	125	200	1.5	5.096	4.740
226-MHA (R300)	125	260	1.5	5.369	4.992
230-MHA (R300)	125	300	1.5	5.551	5.161
240-MHA (R300)	125	400	2.0	8.374	7.906
250-MHA (R300)	125	500	2.0	9.024	8.516
260-MHA (R300)	125	600	2.0	10.281	9.690
270-MHA (R300)	125	700	2.0	11.004	10.369
280-MHA (R300)	125	800	2.0	12.643	11.899
290-MHA (R300)	125	900	2.0	13.442	12.647
200-MHA (R300)	125	1000	2.0	15.147	14.239



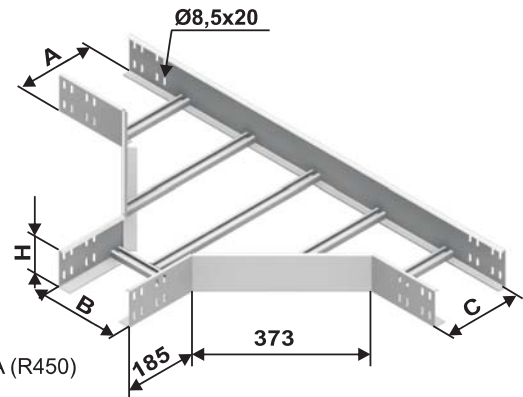
212-MHA (R300) Connection Example

NOTE: In our standard productions "A, B and C" dimensions equal. In your requests "B and C" dimensions can be changed and the production can be made according to your request.



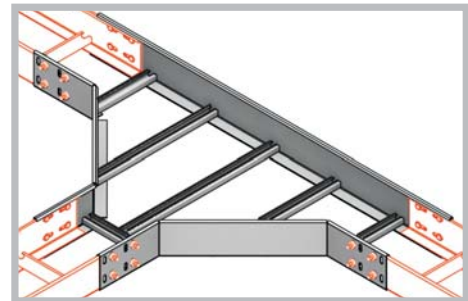
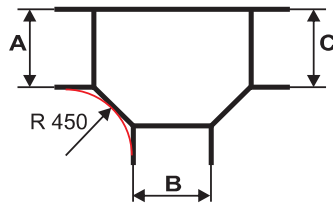
Horizontal tees(R450)

ORDER CODE	H mm	A mm	T mm	WEIGHT (kg/pcs) (H.D.G.)	WEIGHT (kg/pcs) (E.G.)
212-MHA (R450)	125	120	1.5	5.679	5.286
216-MHA (R450)	125	160	1.5	5.860	5.454
220-MHA (R450)	125	200	1.5	6.042	5.622
226-MHA (R450)	125	260	1.5	6.839	6.353
230-MHA (R450)	125	300	1.5	7.045	6.543
240-MHA (R450)	125	400	2.0	10.261	9.683
250-MHA (R450)	125	500	2.0	10.985	10.362
260-MHA (R450)	125	600	2.0	11.710	11.042
270-MHA (R450)	125	700	2.0	13.405	12.623
280-MHA (R450)	125	800	2.0	15.026	14.137
290-MHA (R450)	125	900	2.0	15.899	14.955
200-MHA (R450)	125	1000	2.0	16.773	15.773



212-MHA (R450)

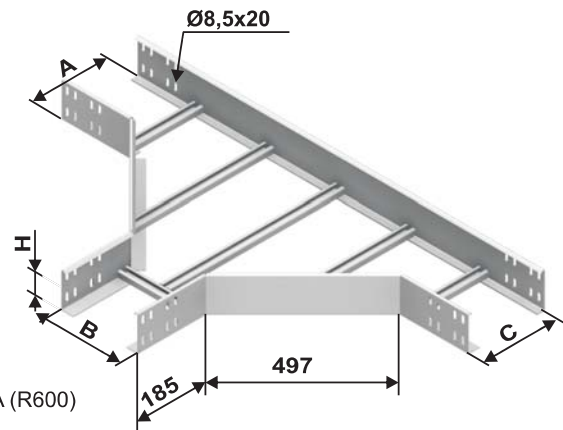
NOTE: In our standard productions "A, B and C" dimensions equal. In your requests "B and C" dimensions can be changed and the production can be made according to your request.



212-MHA (R450) Connection Example

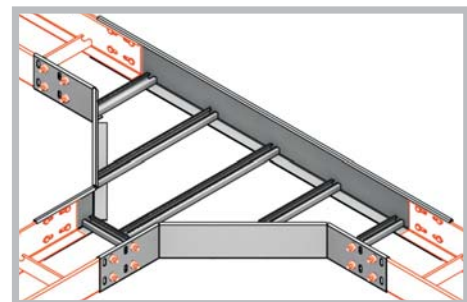
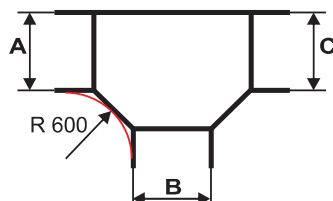
Horizontal tees (R600)

ORDER CODE	H mm	A mm	T mm	WEIGHT (kg/pcs) (H.D.G.)	WEIGHT (kg/pcs) (E.G.)
212-MHA (R600)	125	120	1.5	6.624	6.167
216-MHA (R600)	125	160	1.5	7.377	6.857
220-MHA (R600)	125	200	1.5	7.940	7.374
226-MHA (R600)	125	260	1.5	8.286	7.693
230-MHA (R600)	125	300	1.5	8.517	7.906
240-MHA (R600)	125	400	2.0	11.690	11.033
250-MHA (R600)	125	500	2.0	12.414	11.712
260-MHA (R600)	125	600	2.0	14.165	13.347
270-MHA (R600)	125	700	2.0	15.777	14.852
280-MHA (R600)	125	800	2.0	16.651	15.671
290-MHA (R600)	125	900	2.0	17.525	16.489
200-MHA (R600)	125	1000	2.0	18.399	17.307



212-MHA (R600)

NOTE: In our standard productions "A, B and C" dimensions equal. In your requests "B and C" dimensions can be changed and the production can be made according to your request.



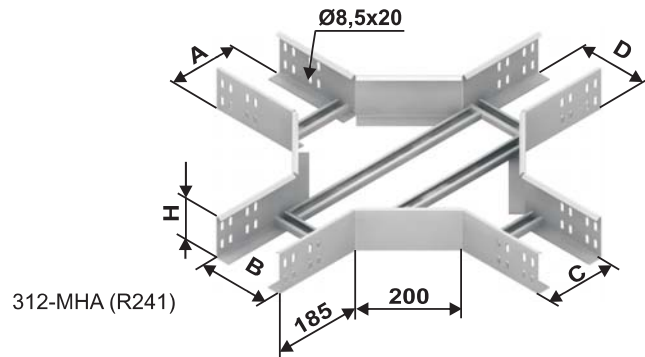
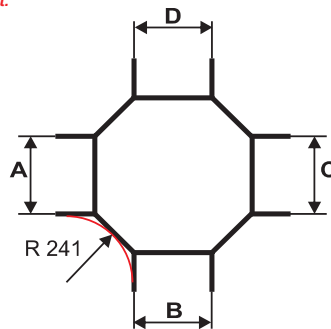
212-MHA (R600) Connection Example



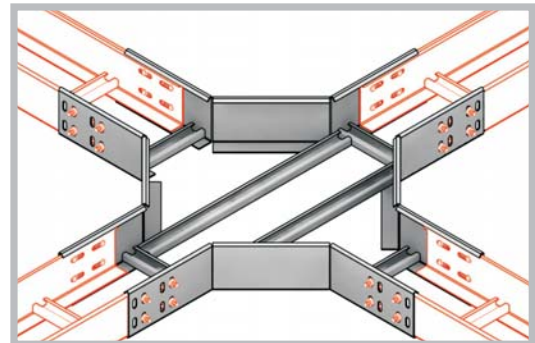
Quadruple horizontal crossing

ORDER CODE	H mm	A mm	T mm	WEIGHT (kg/pcs) (H.D.G.)	WEIGHT (kg/pcs) (E.G.)
312-MHA (R241)	125	120	1.5	5.285	4.917
316-MHA (R241)	125	160	1.5	5.720	5.315
320-MHA (R241)	125	200	1.5	5.866	5.449
326-MHA (R241)	125	260	1.5	6.086	5.650
330-MHA (R241)	125	300	1.5	6.232	5.784
340-MHA (R241)	125	400	2.0	8.469	7.990
350-MHA (R241)	125	500	2.0	8.918	8.407
360-MHA (R241)	125	600	2.0	10.792	10.152
370-MHA (R241)	125	700	2.0	11.390	10.709
380-MHA (R241)	125	800	2.0	11.988	11.265
390-MHA (R241)	125	900	2.0	12.587	11.822
300-MHA (R241)	125	1000	2.0	15.209	14.263

NOTE: In our standard productions "A, B, C and D" dimensions equal. In your requests "B, C and D" dimensions can be changed and the production can be made according to your request.



312-MHA (R241)

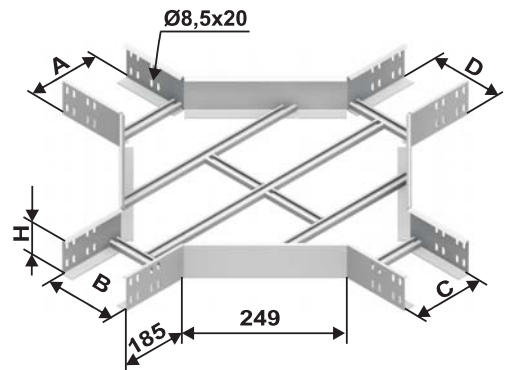
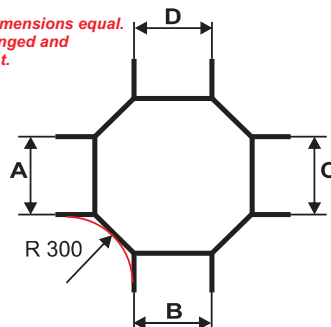


312-MHA (R241) Connection Example

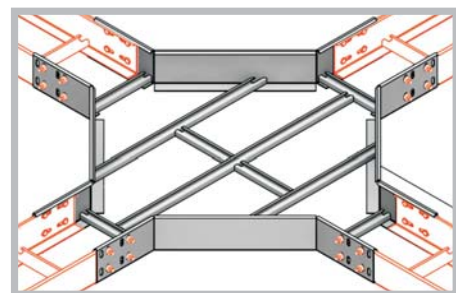
Quadruple horizontal crossing (R300)

ORDER CODE	H mm	A mm	T mm	WEIGHT (kg/pcs) (H.D.G.)	WEIGHT (kg/pcs) (E.G.)
312-MHA (R300)	125	120	1.5	5.740	5.341
316-MHA (R300)	125	160	1.5	6.218	5.778
320-MHA (R300)	125	200	1.5	6.364	5.912
326-MHA (R300)	125	260	1.5	6.585	6.113
330-MHA (R300)	125	300	1.5	6.731	6.247
340-MHA (R300)	125	400	2.0	9.114	8.599
350-MHA (R300)	125	500	2.0	9.563	9.017
360-MHA (R300)	125	600	2.0	11.539	10.857
370-MHA (R300)	125	700	2.0	12.138	11.414
380-MHA (R300)	125	800	2.0	12.736	11.971
390-MHA (R300)	125	900	2.0	13.334	12.527
300-MHA (R300)	125	1000	2.0	16.060	15.065

NOTE: In our standard productions "A, B, C and D" dimensions equal. In your requests "B, C and D" dimensions can be changed and the production can be made according to your request.



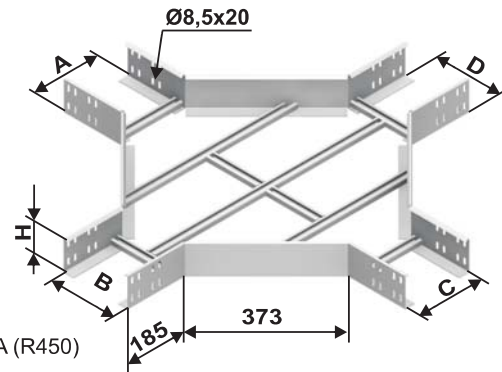
312-MHA (R300)



312-MHA (R300) Connection Example

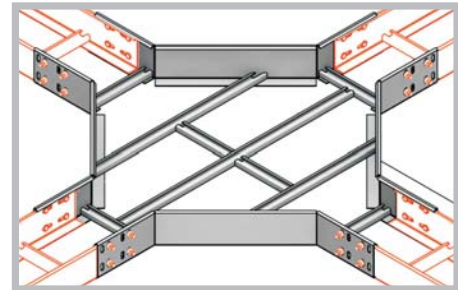
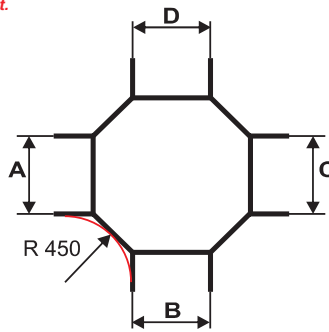
Quadruple horizontal crossing (R450)

ORDER CODE	H mm	A mm	T mm	WEIGHT (kg/pcs) (H.D.G.)	WEIGHT (kg/pcs) (E.G.)
312-MHA (R450)	125	120	1.5	7.331	6.815
316-MHA (R450)	125	160	1.5	7.478	6.949
320-MHA (R450)	125	200	1.5	7.624	7.083
326-MHA (R450)	125	260	1.5	7.844	7.284
330-MHA (R450)	125	300	1.5	7.991	7.418
340-MHA (R450)	125	400	2.0	12.235	11.528
350-MHA (R450)	125	500	2.0	12.833	12.085
360-MHA (R450)	125	600	2.0	13.432	12.642
370-MHA (R450)	125	700	2.0	14.030	13.199
380-MHA (R450)	125	800	2.0	16.718	15.701
390-MHA (R450)	125	900	2.0	17.466	16.397
300-MHA (R450)	125	1000	2.0	18.214	17.094



312-MHA (R450)

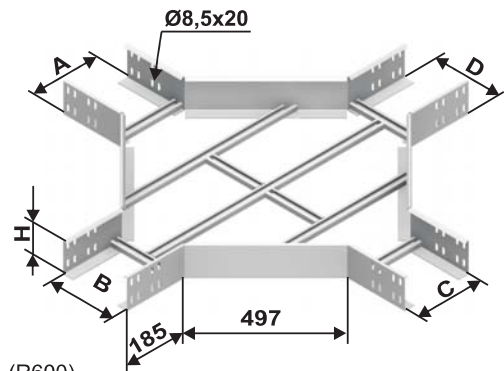
NOTE: In our standard productions "A, B, C and D" dimensions equal. In your requests "B, C and D" dimensions can be changed and the production can be made according to your request.



312-MHA (R450) Connection Example

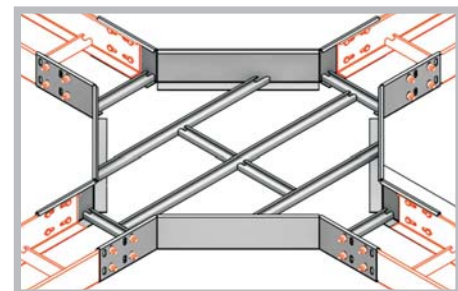
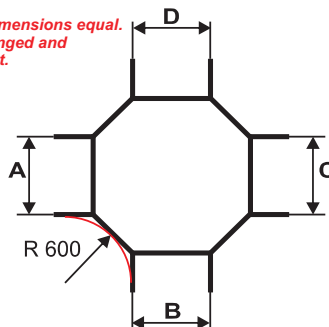
Quadruple horizontal crossing (R600)

ORDER CODE	H mm	A mm	T mm	WEIGHT (kg/pcs) (H.D.G.)	WEIGHT (kg/pcs) (E.G.)
312-MHA (R600)	125	120	1.5	8.592	7.987
316-MHA (R600)	125	160	1.5	8.738	8.121
320-MHA (R600)	125	200	1.5	10.072	9.342
326-MHA (R600)	125	260	1.5	10.365	9.610
330-MHA (R600)	125	300	1.5	10.561	9.789
340-MHA (R600)	125	400	2.0	14.127	13.314
350-MHA (R600)	125	500	2.0	14.725	13.870
360-MHA (R600)	125	600	2.0	15.324	14.427
370-MHA (R600)	125	700	2.0	18.125	17.035
380-MHA (R600)	125	800	2.0	18.873	17.731
390-MHA (R600)	125	900	2.0	19.620	18.426
300-MHA (R600)	125	1000	2.0	20.368	19.122



312-MHA (R600)

NOTE: In our standard productions "A, B, C and D" dimensions equal. In your requests "B, C and D" dimensions can be changed and the production can be made according to your request.



312-MHA (R600) Connection Example



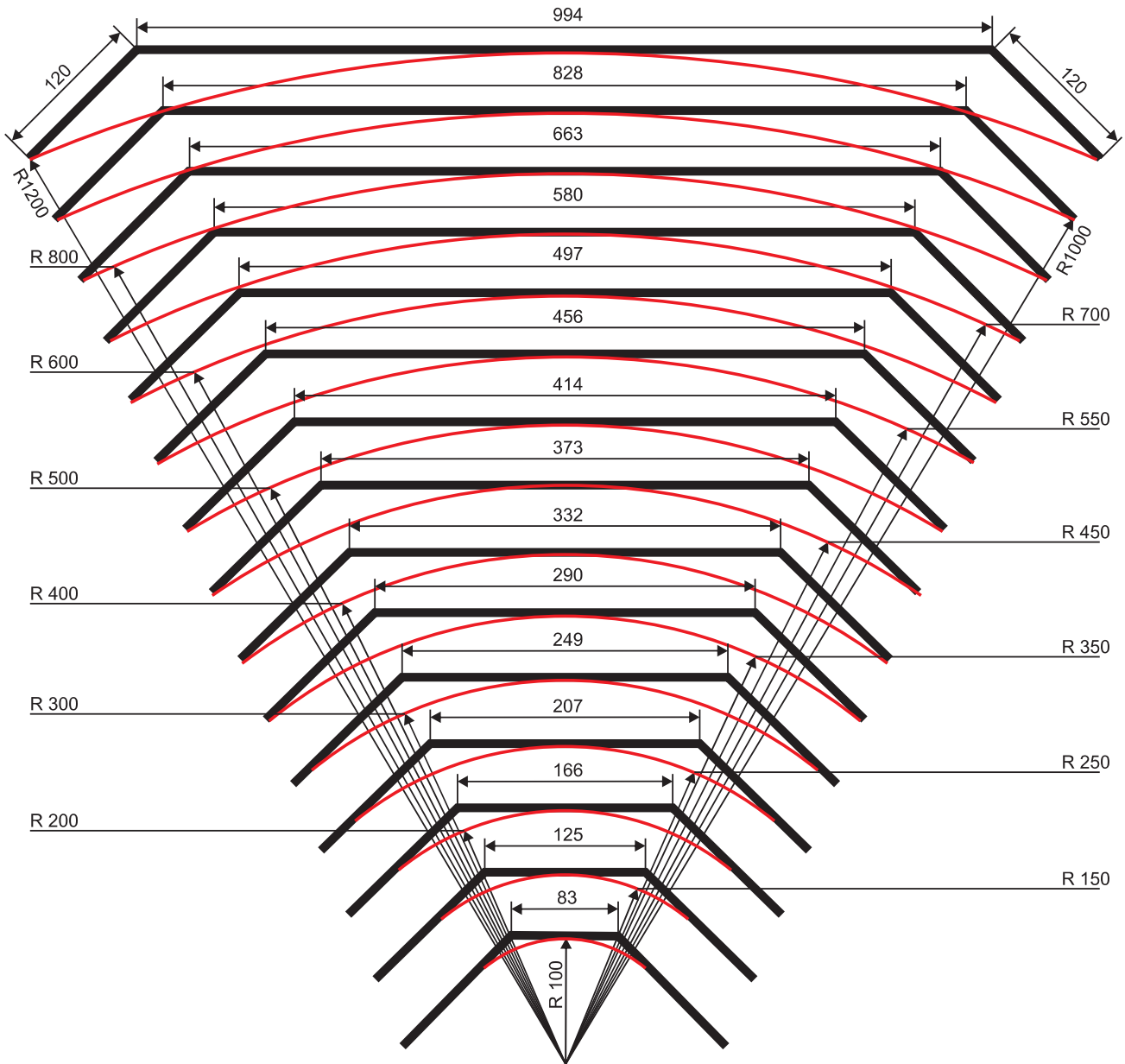
ANACO STAINLESS

Experts in stainless steel for engineering and construction

Tel.: +44 1832 272109 Fax: +44 1832 275759 Web: www.anacotrading.com

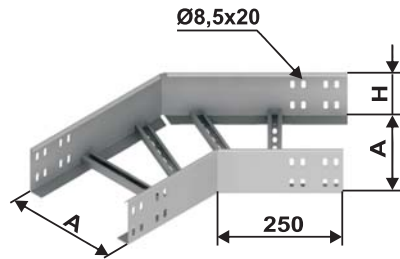
STAINLESS
ACCESSORIES

Radius table

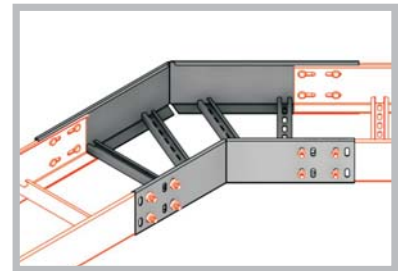


Horizontal bends 45 degree

ORDER CODE	H mm	A mm	T mm	WEIGHT (kg/pcs) (H.D.G.)	WEIGHT (kg/pcs) (E.G.)
412-MHA (45°)	125	120	1.5	2.415	2.249
416-MHA (45°)	125	160	1.5	2.533	2.358
420-MHA (45°)	125	200	1.5	2.652	2.468
426-MHA (45°)	125	260	1.5	2.830	2.633
430-MHA (45°)	125	300	1.5	3.147	2.924
440-MHA (45°)	125	400	2.0	4.525	4.275
450-MHA (45°)	125	500	2.0	4.985	4.706
460-MHA (45°)	125	600	2.0	5.444	5.138
470-MHA (45°)	125	700	2.0	5.903	5.569
480-MHA (45°)	125	800	2.0	6.361	5.999
490-MHA (45°)	125	900	2.0	6.821	6.432
400-MHA (45°)	125	1000	2.0	7.279	6.862



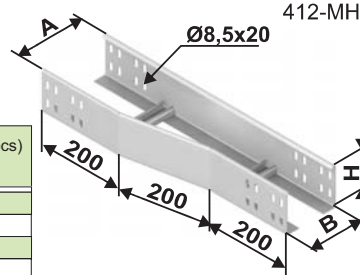
412-MHA (45°)



NOTE: In our standard productions "B" dimensions with "A" dimensions are equal. In your requests "B" dimensions can be changed and the production can be made according to your request.

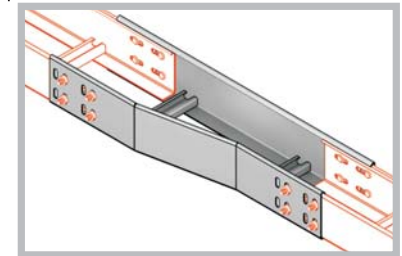
Left reducer

ORDER CODE	H mm	A mm	B mm	T mm	WEIGHT (kg/pcs) (H.D.G.)	WEIGHT (kg/pcs) (E.G.)
416-MHA-L	125	160	120	1.5	2.611	2.430
420-MHA-L	125	200	160	1.5	2.665	2.480
426-MHA-L	125	260	200	1.5	2.715	2.525
430-MHA-L	125	300	260	1.5	2.787	2.591
440-MHA-L	125	400	300	2.0	3.617	3.416
450-MHA-L	125	500	400	2.0	3.807	3.596
460-MHA-L	125	600	500	2.0	3.956	3.735
470-MHA-L	125	700	600	2.0	4.105	3.874
480-MHA-L	125	800	700	2.0	4.255	4.013
490-MHA-L	125	900	800	2.0	4.404	4.152
400-MHA-L	125	1000	900	2.0	4.554	4.291



416-MHA-L

412-MHA (45°) Connection Example

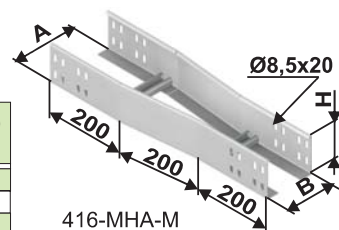


416-MHA-L Connection Example

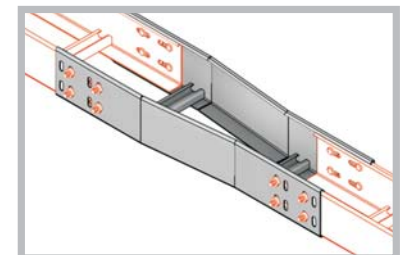
NOTE: The other sizes reductions can be produced as per client's requests.

Middle reducer

ORDER CODE	H mm	A mm	B mm	T mm	WEIGHT (kg/pcs) (H.D.G.)	WEIGHT (kg/pcs) (E.G.)
416-MHA-M	125	160	120	1.5	2.624	2.443
420-MHA-M	125	200	160	1.5	2.674	2.488
426-MHA-M	125	260	200	1.5	2.735	2.543
430-MHA-M	125	300	260	1.5	2.795	2.599
440-MHA-M	125	400	300	2.0	3.690	3.486
450-MHA-M	125	500	400	2.0	3.881	3.666
460-MHA-M	125	600	500	2.0	4.030	3.805
470-MHA-M	125	700	600	2.0	4.179	3.944
480-MHA-M	125	800	700	2.0	4.329	4.083
490-MHA-M	125	900	800	2.0	4.478	4.222
400-MHA-M	125	1000	900	2.0	4.628	4.361



416-MHA-M

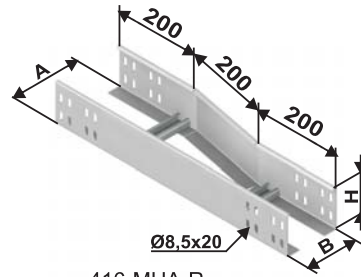


416-MHA-M Connection Example

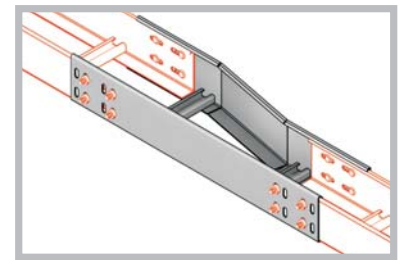


Right reducer

ORDER CODE	H mm	A mm	B mm	T mm	WEIGHT (kg/pcs) (H.D.G.)	WEIGHT (kg/pcs) (E.G.)
416-MHA-R	125	160	120	1.5	2.611	2.430
420-MHA-R	125	200	160	1.5	2.665	2.480
426-MHA-R	125	260	200	1.5	2.715	2.525
430-MHA-R	125	300	260	1.5	2.787	2.591
440-MHA-R	125	400	300	2.0	3.617	3.416
450-MHA-R	125	500	400	2.0	3.807	3.596
460-MHA-R	125	600	500	2.0	3.956	3.735
470-MHA-R	125	700	600	2.0	4.105	3.874
480-MHA-R	125	800	700	2.0	4.255	4.013
490-MHA-R	125	900	800	2.0	4.404	4.152
400-MHA-R	125	1000	900	2.0	4.554	4.291



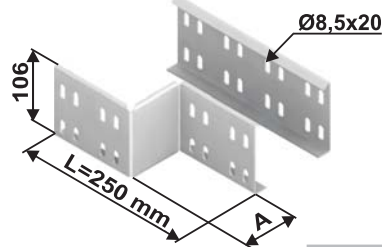
416-MHA-R



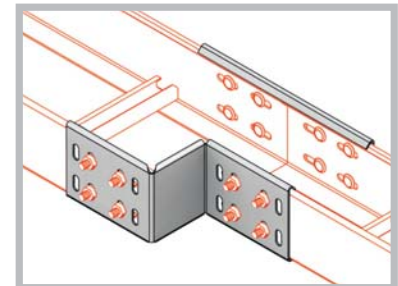
416-MHA-R Connection Example

Reducing angles (Left)

ORDER CODE	H mm	A mm	T mm	WEIGHT (kg/pcs) (H.D.G.)	WEIGHT (kg/pcs) (E.G.)
403-12AP-L	125	30	1.5	1.059	0.986
404-12AP-L	125	40	1.5	1.080	1.006
405-12AP-L	125	50	1.5	1.101	1.026
410-12AP-L	125	100	1.5	1.207	1.124
416-12AP-L	125	160	1.5	1.312	1.223
420-12AP-L	125	200	1.5	1.418	1.321
426-12AP-L	125	260	1.5	1.524	1.420
430-12AP-L	125	300	1.5	1.630	1.518



403-12AP-L

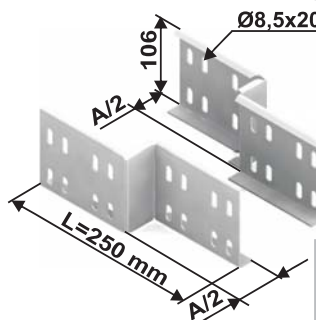


403-12AP-L Connection Example

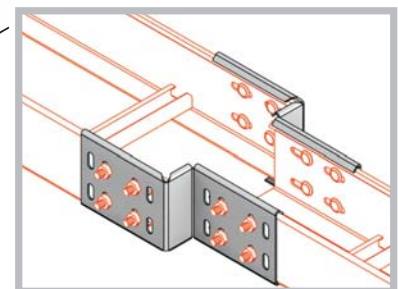
NOTE: The other sizes reductions can be produced as per client's requests.

Reducing angles (Middle)

ORDER CODE	H mm	A mm	T mm	WEIGHT (kg/pcs) (H.D.G.)	WEIGHT (kg/pcs) (E.G.)
403-12AP-M	125	30	1.5	1.059	0.986
404-12AP-M	125	40	1.5	1.080	1.006
405-12AP-M	125	50	1.5	1.101	1.026
410-12AP-M	125	100	1.5	1.207	1.124
416-12AP-M	125	160	1.5	1.312	1.223
420-12AP-M	125	200	1.5	1.418	1.321
426-12AP-M	125	260	1.5	1.524	1.420
430-12AP-M	125	300	1.5	1.630	1.518



403-12AP-M



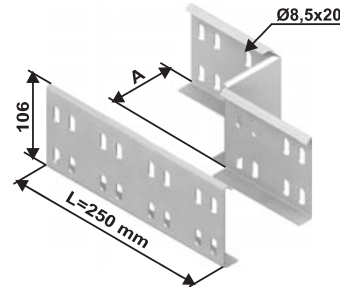
403-12AP-M Connection Example

NOTE: The other sizes reductions can be produced as per client's requests.

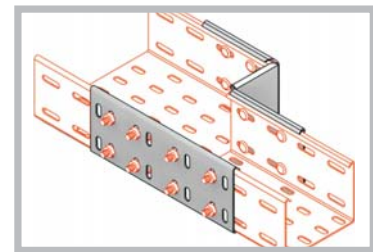
Reducing angles (Right)

ORDER CODE	H mm	A mm	T mm	WEIGHT (kg/pcs) (H.D.G.)	WEIGHT (kg/pcs) (E.G.)
403-12AP-R	125	30	1.5	1.059	0.986
404-12AP-R	125	40	1.5	1.080	1.006
405-12AP-R	125	50	1.5	1.101	1.026
410-12AP-R	125	100	1.5	1.207	1.124
416-12AP-R	125	160	1.5	1.312	1.223
420-12AP-R	125	200	1.5	1.418	1.321
426-12AP-R	125	260	1.5	1.524	1.420
430-12AP-R	125	300	1.5	1.630	1.518

NOTE: The other sizes reductions can be produced as per client's requests.



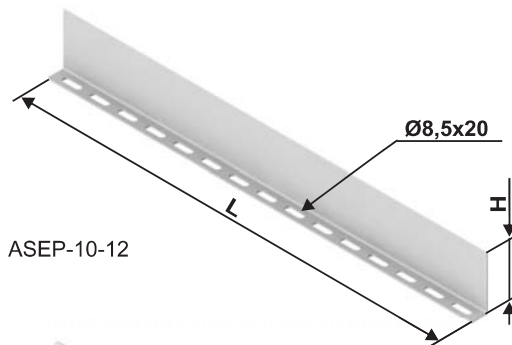
403-12AP-R



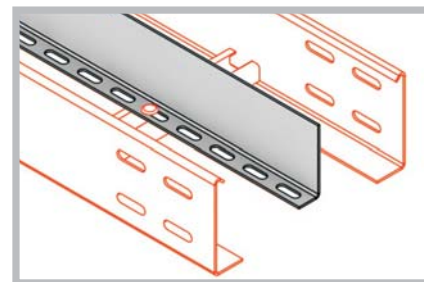
403-12AP-R Connection Example

Separator

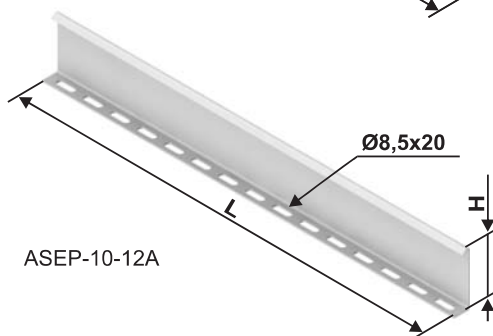
ORDER CODE	H mm	L mm	T mm	WEIGHT (kg/m) (H.D.G.)	WEIGHT (kg/m) (E.G.)
ASEP-12-12	125	2500	1.2	1.316	1.198
ASEP-12-15	125	2500	1.5	1.612	1.493
ASEP-12-12A	125	2500	1.2	1.421	1.293
ASEP-12-15A	125	2500	1.5	1.740	1.612



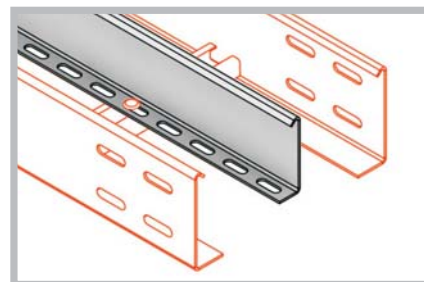
ASEP-10-12



ASEP-10-12 Connection Example



ASEP-10-12A

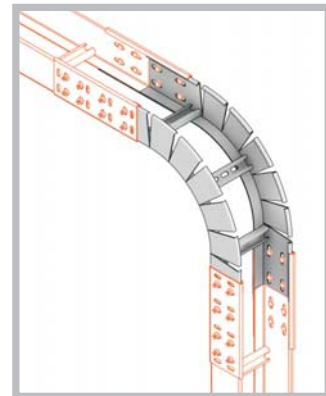
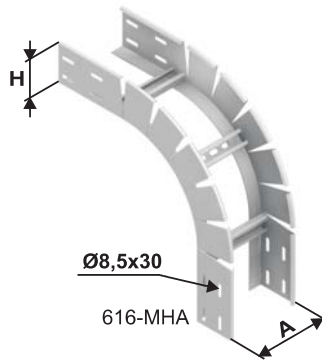
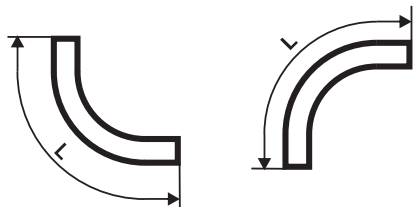
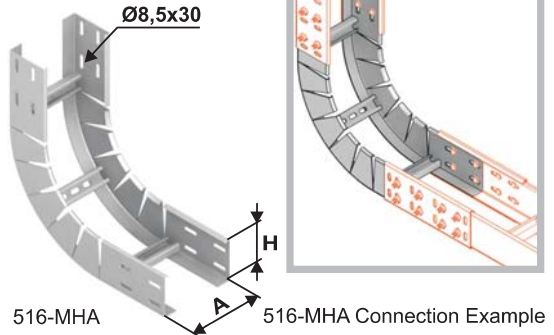


ASEP-10-12A Connection Example



Inside & Outside vertical adjustable bends 90 degree

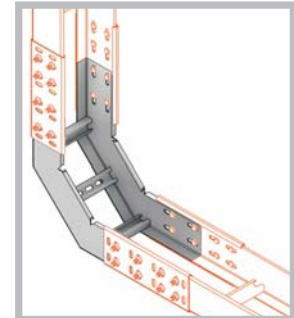
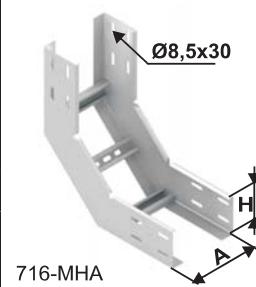
ORDER CODE	H mm	A mm	L mm	T mm	WEIGHT (kg/pcs) (H.D.G.)	WEIGHT (kg/pcs) (E.G.)
512-MHA / 612-MHA	125	120	1000	1.5	3.452	3.211
516-MHA / 616-MHA	125	160	1000	1.5	3.526	3.279
520-MHA / 620-MHA	125	200	1000	1.5	3.599	3.346
526-MHA / 626-MHA	125	260	1000	1.5	3.709	3.446
530-MHA / 630-MHA	125	300	1000	1.5	3.781	3.513
540-MHA / 640-MHA	125	400	1000	2.0	5.124	4.838
550-MHA / 650-MHA	125	500	1000	2.0	5.348	5.047
560-MHA / 660-MHA	125	600	1000	2.0	5.571	5.254
570-MHA / 670-MHA	125	700	1000	2.0	5.797	5.464
580-MHA / 680-MHA	125	800	1000	2.0	6.021	5.672
590-MHA / 690-MHA	125	900	1000	2.0	6.244	5.880
500-MHA / 600-MHA	125	1000	1000	2.0	6.469	6.090



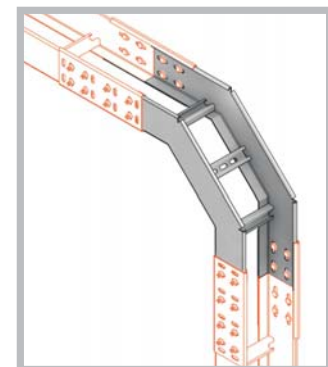
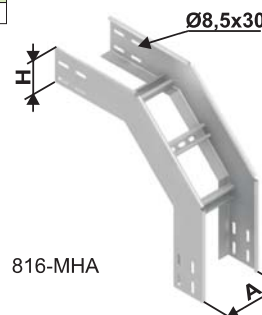
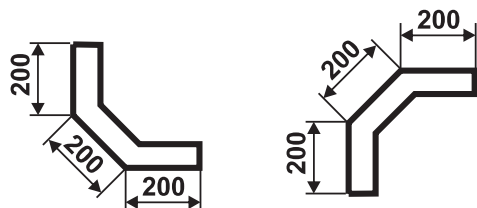
616-MHA Connection Example

Inside & Outside vertical bends 90 degree

ORDER CODE	H mm	A mm	T mm	WEIGHT (kg/pcs) (H.D.G.)	WEIGHT (kg/pcs) (E.G.)
INSIDE/OUTSIDE				INSIDE/OUTSIDE	INSIDE/OUTSIDE
712-MHA/812-MHA	125	120	1.5	2.202 / 2.048	3.019 / 2.810
716-MHA/816-MHA	125	160	1.5	2.276 / 2.116	3.093 / 2.878
720-MHA/820-MHA	125	200	1.5	2.349 / 2.183	3.166 / 2.945
726-MHA/826-MHA	125	260	1.5	2.459 / 2.283	3.276 / 3.045
730-MHA/830-MHA	125	300	1.5	2.531 / 2.349	3.348 / 3.111
740-MHA/840-MHA	125	400	2.0	3.494 / 3.296	4.559 / 4.305
750-MHA/850-MHA	125	500	2.0	3.718 / 3.504	4.783 / 4.513
760-MHA/860-MHA	125	600	2.0	3.941 / 3.712	5.006 / 4.721
770-MHA/870-MHA	125	700	2.0	4.167 / 3.921	5.231 / 4.931
780-MHA/880-MHA	125	800	2.0	4.391 / 4.130	5.455 / 5.139
790-MHA/890-MHA	125	900	2.0	4.614 / 4.338	5.678 / 5.347
700-MHA/800-MHA	125	1000	2.0	4.839 / 4.547	5.904 / 5.557



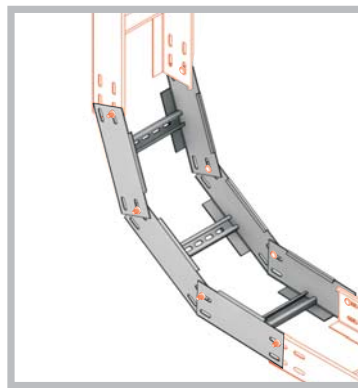
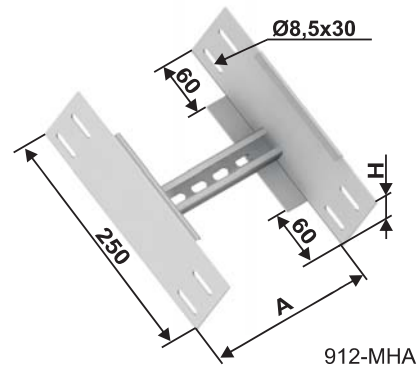
716-MHA Connection Example



816-MHA Connection Example

Level change units

ORDER CODE	H mm	A mm	T mm	WEIGHT (kg/pcs) (H.D.G.)	WEIGHT (kg/pcs) (E.G.)
912-MHA	125	120	1.5	0.990	0.921
916-MHA	125	160	1.5	1.015	0.944
920-MHA	125	200	1.5	1.039	0.966
926-MHA	125	260	1.5	1.076	1.000
930-MHA	125	300	1.5	1.100	1.022
940-MHA	125	400	2.0	1.494	1.410
950-MHA	125	500	2.0	1.569	1.480
960-MHA	125	600	2.0	1.643	1.549
970-MHA	125	700	2.0	1.718	1.619
980-MHA	125	800	2.0	1.793	1.689
990-MHA	125	900	2.0	1.867	1.758
900-MHA	125	1000	2.0	1.942	1.828

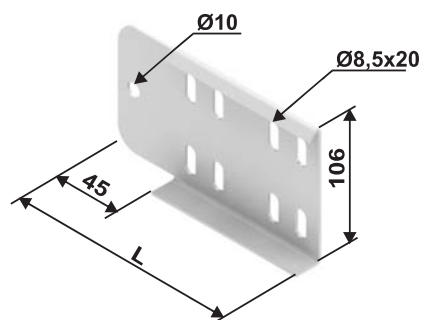


912-MHA Connection Example

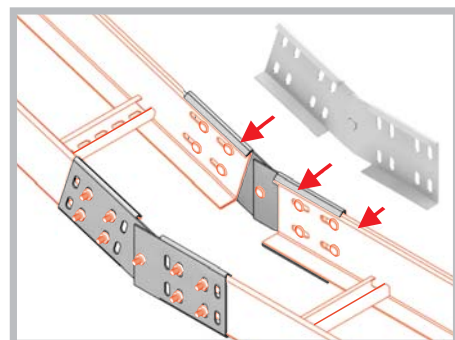
Level change unit joint

ORDER CODE	H mm	L mm	T mm	WEIGHT (kg/pcs) (H.D.G.)	WEIGHT (kg/pcs) (E.G.)
901-12	125	160	1.5	0.629	0.587

NOTE: This product consists of two (2) pieces and sold as a set.



901-12



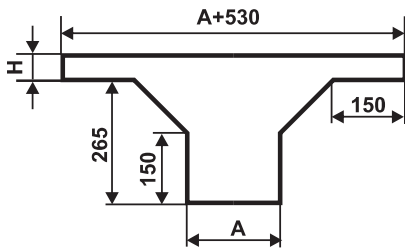
901-12 Connection Example



Vertical tees

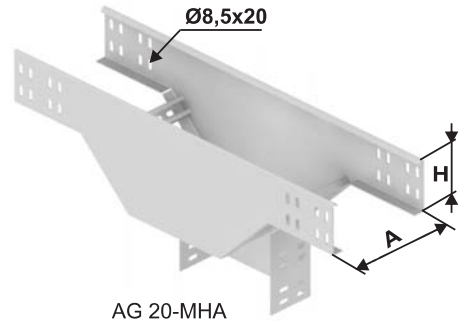
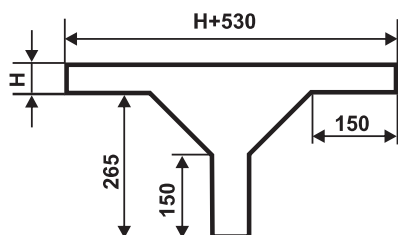
ORDER CODE	H mm	A mm	T mm	WEIGHT (kg/pcs) (H.D.G.)	WEIGHT (kg/pcs) (E.G.)
AG12-MHA	125	120	1.5	4.110	3.825
AG16-MHA	125	160	1.5	4.541	4.225
AG20-MHA	125	200	1.5	4.970	4.624
AG26-MHA	125	260	1.5	5.615	5.223
AG30-MHA	125	300	1.5	6.043	5.621
AG40-MHA	125	400	2.0	9.243	8.741
AG50-MHA	125	500	2.0	10.629	10.051
AG60-MHA	125	600	2.0	12.014	11.359
AG70-MHA	125	700	2.0	13.402	12.669
AG80-MHA	125	800	2.0	14.788	13.979
AG90-MHA	125	900	2.0	16.172	15.287
AG100-MHA	125	1000	2.0	17.560	16.597

NOTE: In our standard productions "B" dimensions with "A" dimensions are equal. In your requests "B" dimensions can be changed and the production can be made according to your request.

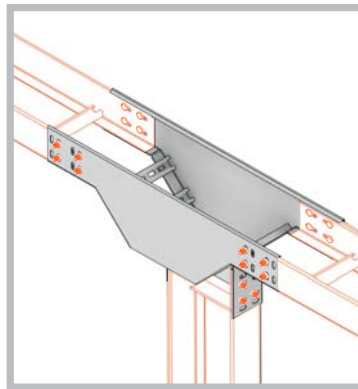


From middle vertical tees

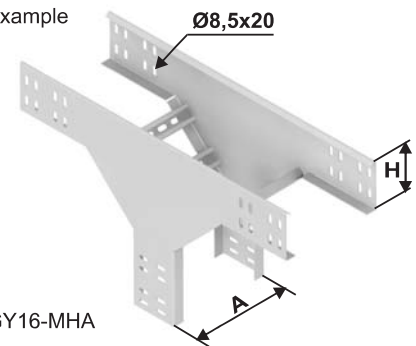
ORDER CODE	H mm	A mm	T mm	WEIGHT (kg/pcs) (H.D.G.)	WEIGHT (kg/pcs) (E.G.)
AGY16-MHA	125	120	1.5	4.186	3.896
AGY16-MHA	125	160	1.5	4.284	3.987
AGY20-MHA	125	200	1.5	4.382	4.076
AGY26-MHA	125	260	1.5	4.528	4.210
AGY30-MHA	125	300	1.5	4.625	4.298
AGY40-MHA	125	400	2.0	6.301	5.951
AGY50-MHA	125	500	2.0	6.600	6.229
AGY60-MHA	125	600	2.0	6.897	6.506
AGY70-MHA	125	700	2.0	7.197	6.786
AGY80-MHA	125	800	2.0	7.496	7.064
AGY90-MHA	125	900	2.0	7.794	7.341
AGY00-MHA	125	1000	2.0	8.094	7.620



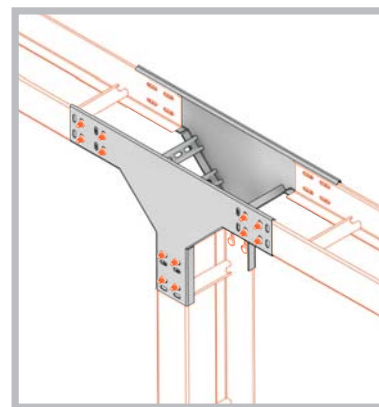
AG 20-MHA



AG20-MHA Connection Example



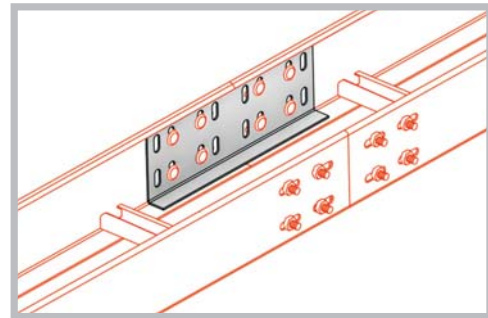
AGY16-MHA



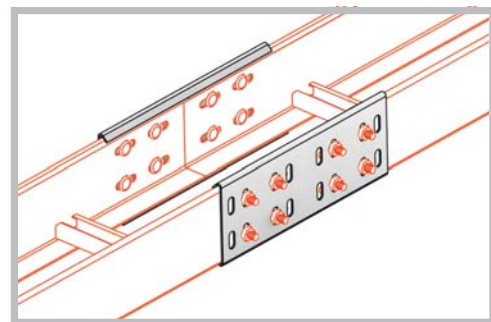
AGY16-MHA Connection Example

Straight connectors

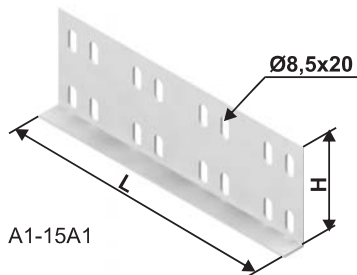
ORDER CODE	H mm	L mm	T mm	WEIGHT (kg/pcs) (H.D.G.)	WEIGHT (kg/pcs) (E.G.)
A1-15A1	150	250	1.5	0.497	0.462
A1-15A2	150	250	2.0	0.649	0.615



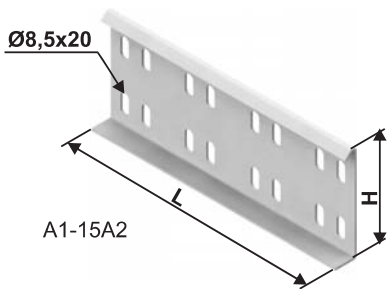
A1-15A1 Connection Example



A1-15A2 Connection Example



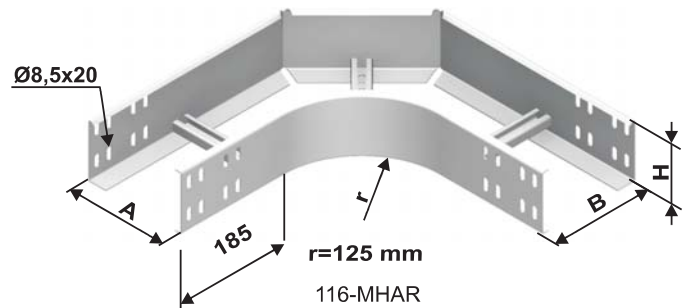
A1-15A1



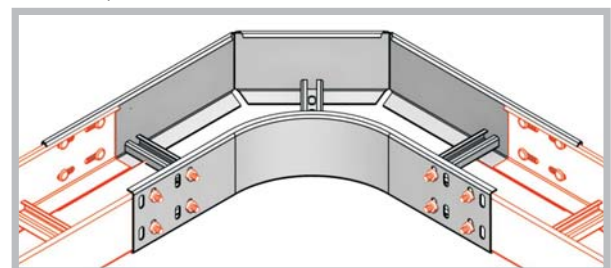
A1-15A2

Horizontal Bends 90 Degree

ORDER CODE	H mm	A mm	T mm	WEIGHT (kg/pcs) (H.D.G.)	WEIGHT (kg/pcs) (E.G.)
116-MHAR	150	160	1.5	3.601	3.352
120-MHAR	150	200	1.5	3.878	3.609
126-MHAR	150	260	1.5	4.294	3.995
130-MHAR	150	300	1.5	4.800	4.461
140-MHAR	150	400	2.0	7.203	6.807
150-MHAR	150	500	2.0	8.201	7.747
160-MHAR	150	600	2.0	9.195	8.683
170-MHAR	150	700	2.0	10.188	9.619
180-MHAR	150	800	2.0	11.186	10.559
190-MHAR	150	900	2.0	12.183	11.498
100-MHAR	150	1000	2.0	13.177	12.434

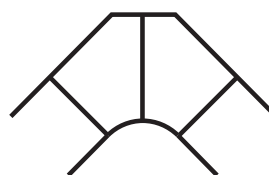


116-MHAR

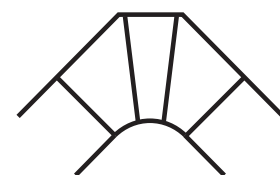


116-MHAR Connection Example

NOTE: In our standard productions "B" dimensions with "A" dimensions are equal. In your requests "B" dimensions can be changed and the production can be made according to your request.



116-MHAR / 126-MHAR



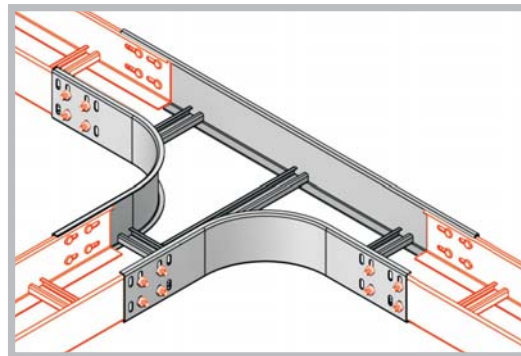
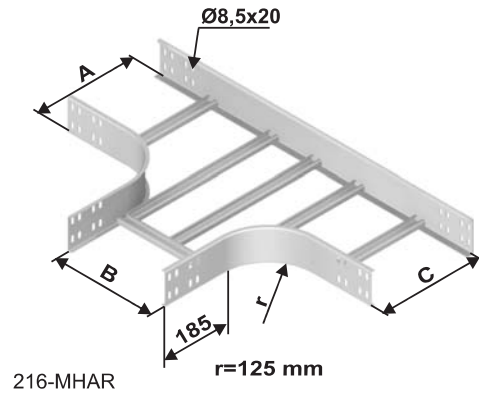
130-MHAR / 100-MHAR



Horizontal tees

ORDER CODE	H mm	A mm	T mm	WEIGHT (kg/pcs) (H.D.G.)	WEIGHT (kg/pcs) (E.G.)
216-MHAR	150	160	1.5	4.840	4.504
220-MHAR	150	200	1.5	5.035	4.684
226-MHAR	150	260	1.5	5.327	4.954
230-MHAR	150	300	1.5	5.522	5.134
240-MHAR	150	400	2.0	8.304	7.842
250-MHAR	150	500	2.0	8.996	8.491
260-MHAR	150	600	2.0	10.255	9.669
270-MHAR	150	700	2.0	11.021	10.388
280-MHAR	150	800	2.0	12.625	11.886
290-MHAR	150	900	2.0	13.466	12.674
200-MHAR	150	1000	2.0	15.174	14.270

NOTE: In our standard productions "A, B and C" dimensions equal.
In your requests "B and C" dimensions can be changed and
the production can be made according to your request.

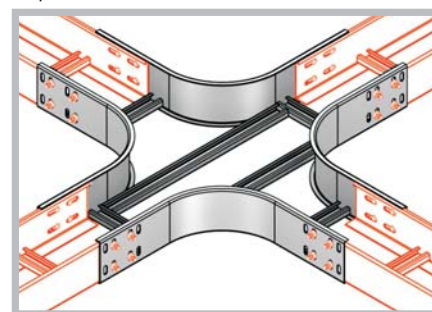
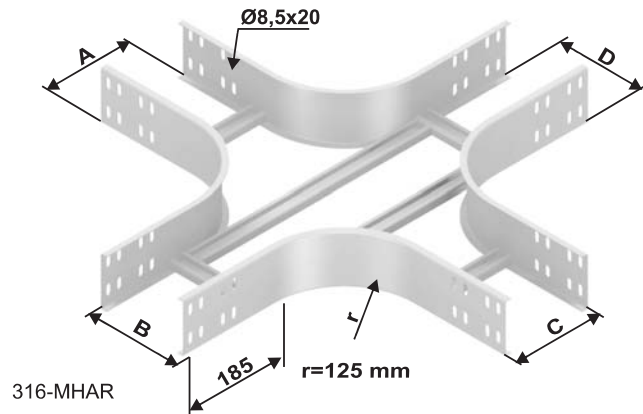


216-MHAR Connection Example

Quadruple horizontal crossing

ORDER CODE	H mm	A mm	T mm	WEIGHT (kg/pcs) (H.D.G.)	WEIGHT (kg/pcs) (E.G.)
316-MHAR	150	160	1.5	5.940	5.521
320-MHAR	150	200	1.5	6.087	5.655
326-MHAR	150	260	1.5	6.306	5.856
330-MHAR	150	300	1.5	6.453	5.990
340-MHAR	150	400	2.0	8.761	8.267
350-MHAR	150	500	2.0	9.210	8.685
360-MHAR	150	600	2.0	11.034	10.383
370-MHAR	150	700	2.0	11.633	10.940
380-MHAR	150	800	2.0	12.231	11.497
390-MHAR	150	900	2.0	12.829	12.054
300-MHAR	150	1000	2.0	15.402	14.448

NOTE: In our standard productions "A, B, C and D" dimensions equal.
In your requests "B, C and D" dimensions can be changed and
the production can be made according to your request.

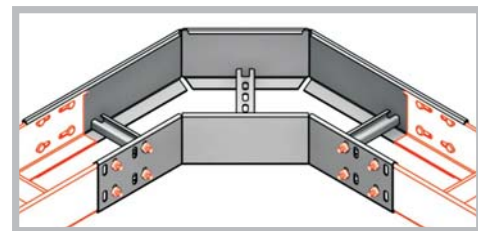
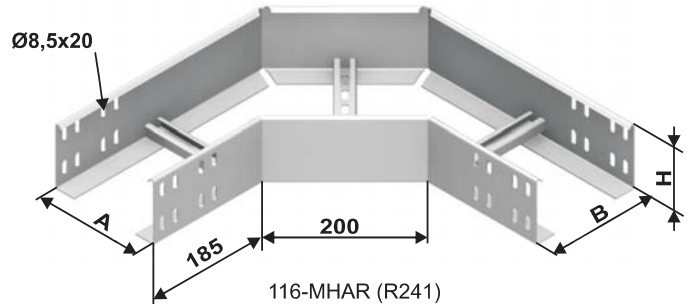


316-MHAR Connection Example

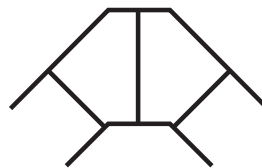
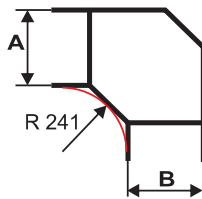
Horizontal Bends 90 Degree

ORDER CODE	H mm	A mm	T mm	WEIGHT (kg/pcs) (H.D.G.)	WEIGHT (kg/pcs) (E.G.)
116-MHAR (R241)	150	160	1.5	3.825	3.561
120-MHAR (R241)	150	200	1.5	4.103	3.819
126-MHAR (R241)	150	260	1.5	4.520	4.205
130-MHAR (R241)	150	300	1.5	5.057	4.700
140-MHAR (R241)	150	400	2.0	7.531	7.117
150-MHAR (R241)	150	500	2.0	8.529	8.056
160-MHAR (R241)	150	600	2.0	9.525	8.994
170-MHAR (R241)	150	700	2.0	10.520	9.932
180-MHAR (R241)	150	800	2.0	11.515	10.870
190-MHAR (R241)	150	900	2.0	12.511	11.808
100-MHAR (R241)	150	1000	2.0	13.509	12.747

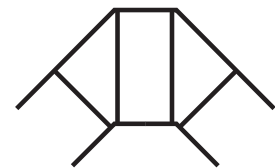
NOTE: In our standard productions "B" dimensions with "A" dimensions are equal. In your requests "B" dimensions can be changed and the production can be made according to your request.



116-MHAR (R241) Connection Example



116-MHAR / 126-MHAR

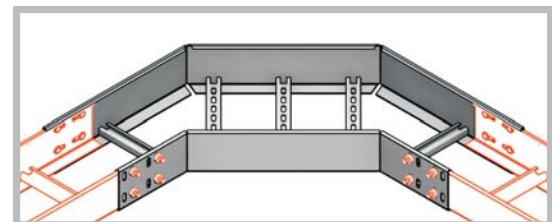
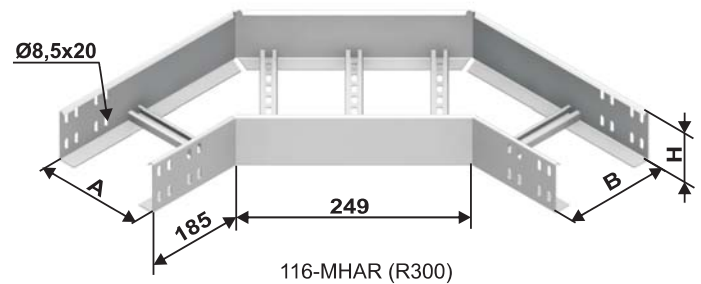


130-MHAR/100-MHAR

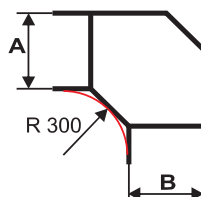
Horizontal Bends 90 Degree (R300)

ORDER CODE	H mm	A mm	T mm	WEIGHT (kg/pcs) (H.D.G.)	WEIGHT (kg/pcs) (E.G.)
116-MHAR (R300)	150	160	1.5	4.063	3.783
120-MHAR (R300)	150	200	1.5	4.341	4.041
126-MHAR (R300)	150	260	1.5	4.758	4.427
130-MHAR (R300)	150	300	1.5	5.503	5.130
140-MHAR (R300)	150	400	2.0	8.119	7.688
150-MHAR (R300)	150	500	2.0	9.117	8.628
160-MHAR (R300)	150	600	2.0	10.113	9.566
170-MHAR (R300)	150	700	2.0	11.108	10.504
180-MHAR (R300)	150	800	2.0	12.103	11.442
190-MHAR (R300)	150	900	2.0	13.099	12.380
100-MHAR (R300)	150	1000	2.0	14.097	13.319

NOTE: In our standard productions "B" dimensions with "A" dimensions are equal. In your requests "B" dimensions can be changed and the production can be made according to your request.



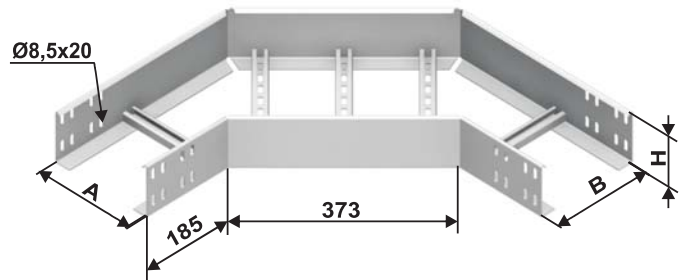
116-MHAR (R300) Connection Example





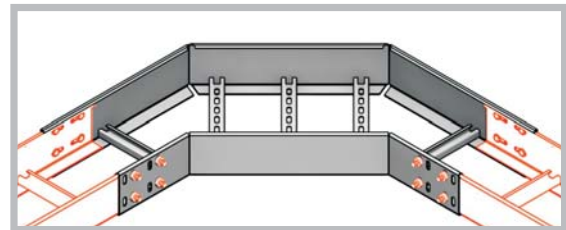
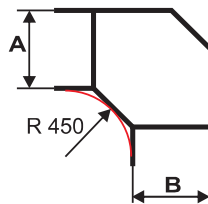
Horizontal Bends 90 Degree (R450)

ORDER CODE	H mm	A mm	T mm	WEIGHT (kg/pcs) (H.D.G.)	WEIGHT (kg/pcs) (E.G.)
116-MHAR (R450)	150	160	1.5	4.666	4.344
120-MHAR (R450)	150	200	1.5	4.943	4.602
126-MHAR (R450)	150	260	1.5	5.360	4.988
130-MHAR (R450)	150	300	1.5	6.105	5.691
140-MHAR (R450)	150	400	2.0	8.906	8.435
150-MHAR (R450)	150	500	2.0	9.904	9.375
160-MHAR (R450)	150	600	2.0	10.900	10.313
170-MHAR (R450)	150	700	2.0	11.895	11.251
180-MHAR (R450)	150	800	2.0	12.890	12.188
190-MHAR (R450)	150	900	2.0	13.886	13.126
100-MHAR (R450)	150	1000	2.0	14.884	14.066



116-MHAR (R450)

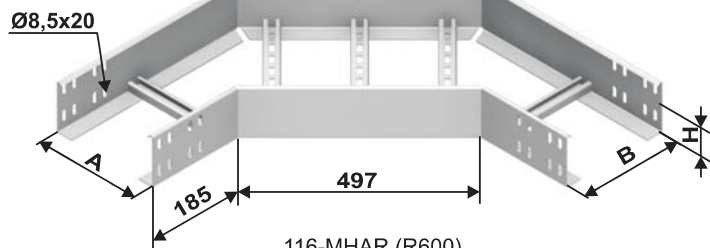
NOTE: In our standard productions "B" dimensions with "A" dimensions are equal. In your requests "B" dimensions can be changed and the production can be made according to your request.



116-MHAR (R450) Connection Example

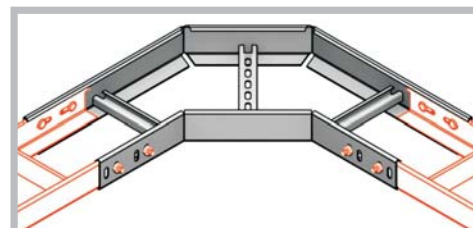
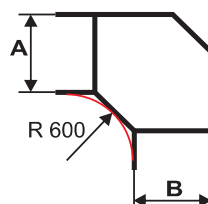
Horizontal Bends 90 Degree (R600)

ORDER CODE	H mm	A mm	T mm	WEIGHT (kg/pcs) (H.D.G.)	WEIGHT (kg/pcs) (E.G.)
116-MHAR (R600)	150	160	1.5	5.268	4.906
120-MHAR (R600)	150	200	1.5	5.545	5.163
126-MHAR (R600)	150	260	1.5	6.186	5.755
130-MHAR (R600)	150	300	1.5	6.706	6.252
140-MHAR (R600)	150	400	2.0	9.694	9.182
150-MHAR (R600)	150	500	2.0	11.114	10.515
160-MHAR (R600)	150	600	2.0	12.168	11.507
170-MHAR (R600)	150	700	2.0	13.224	12.502
180-MHAR (R600)	150	800	2.0	14.282	13.497
190-MHAR (R600)	150	900	2.0	15.338	14.491
100-MHAR (R600)	150	1000	2.0	16.395	15.486



116-MHAR (R600)

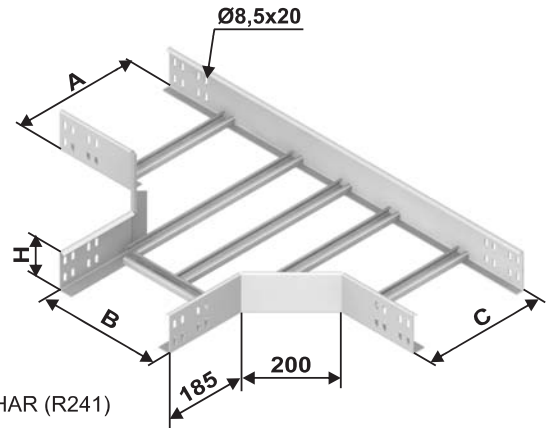
NOTE: In our standard productions "B" dimensions with "A" dimensions are equal. In your requests "B" dimensions can be changed and the production can be made according to your request.



116-MHAR (R600) Connection Example

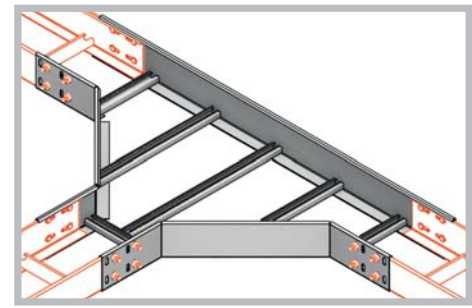
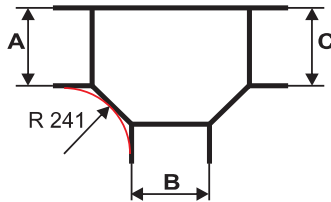
Horizontal tees

ORDER CODE	H mm	A mm	T mm	WEIGHT (kg/pcs) (H.D.G.)	WEIGHT (kg/pcs) (E.G.)
216-MHAR (R241)	150	160	1.5	5.163	4.805
220-MHAR (R241)	150	200	1.5	5.358	4.985
226-MHAR (R241)	150	260	1.5	5.650	5.255
230-MHAR (R241)	150	300	1.5	5.845	5.435
240-MHAR (R241)	150	400	2.0	8.751	8.265
250-MHAR (R241)	150	500	2.0	9.442	8.914
260-MHAR (R241)	150	600	2.0	10.713	10.103
270-MHAR (R241)	150	700	2.0	11.479	10.821
280-MHAR (R241)	150	800	2.0	13.109	12.344
290-MHAR (R241)	150	900	2.0	13.950	13.132
200-MHAR (R241)	150	1000	2.0	15.670	14.738



216 -MHAR (R241)

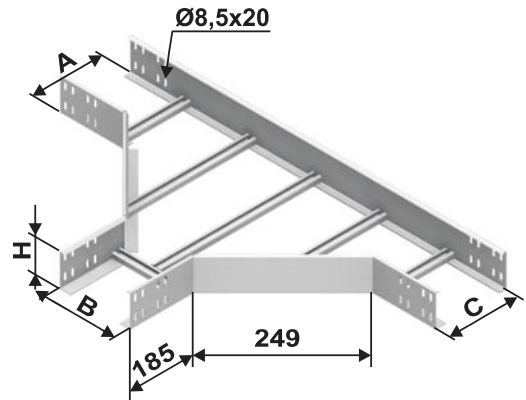
NOTE: In our standard productions "A, B and C" dimensions equal. In your requests "B and C" dimensions can be changed and the production can be made according to your request.



216 -MHAR (R241) Connection Example

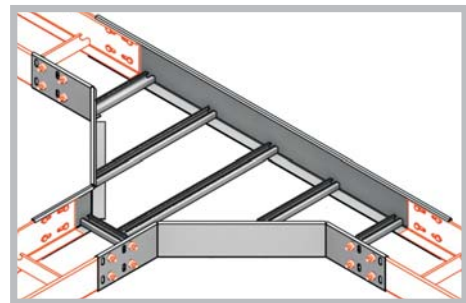
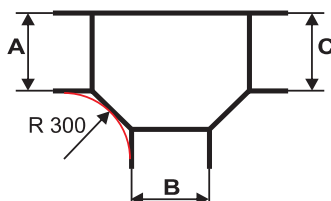
Horizontal tees (R300)

ORDER CODE	H mm	A mm	T mm	WEIGHT (kg/pcs) (H.D.G.)	WEIGHT (kg/pcs) (E.G.)
216-MHAR (R300)	150	160	1.5	5.591	5.203
220-MHAR (R300)	150	200	1.5	5.785	5.383
226-MHAR (R300)	150	260	1.5	6.078	5.653
230-MHAR (R300)	150	300	1.5	6.272	5.833
240-MHAR (R300)	150	400	2.0	9.359	8.840
250-MHAR (R300)	150	500	2.0	10.050	9.489
260-MHAR (R300)	150	600	2.0	11.349	10.704
270-MHAR (R300)	150	700	2.0	12.114	11.422
280-MHAR (R300)	150	800	2.0	13.794	12.991
290-MHAR (R300)	150	900	2.0	14.635	13.779
200-MHAR (R300)	150	1000	2.0	16.382	15.411



216 -MHAR (R300)

NOTE: In our standard productions "A, B and C" dimensions equal. In your requests "B and C" dimensions can be changed and the production can be made according to your request.

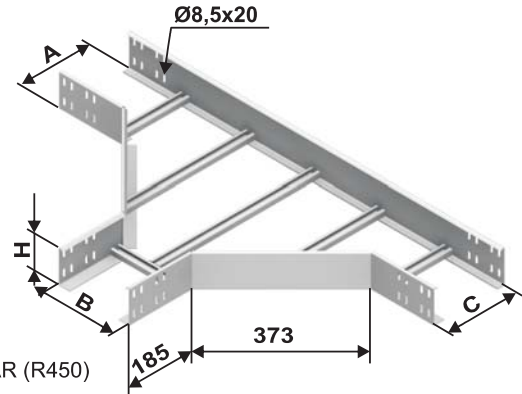


216 -MHAR (R300) Connection Example



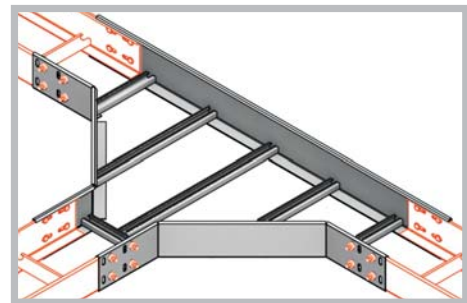
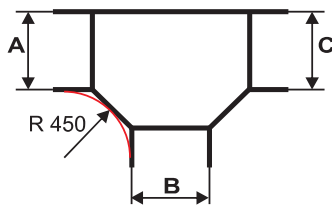
Horizontal tees(R450)

ORDER CODE	H mm	A mm	T mm	WEIGHT (kg/pcs) (H.D.G.)	WEIGHT (kg/pcs) (E.G.)
216-MHAR (R450)	150	160	1.5	6.672	6.211
220-MHAR (R450)	150	200	1.5	6.866	6.391
226-MHAR (R450)	150	260	1.5	7.682	7.140
230-MHAR (R450)	150	300	1.5	7.902	7.342
240-MHAR (R450)	150	400	2.0	11.422	10.784
250-MHAR (R450)	150	500	2.0	12.188	11.503
260-MHAR (R450)	150	600	2.0	12.955	12.222
270-MHAR (R450)	150	700	2.0	14.691	13.844
280-MHAR (R450)	150	800	2.0	16.354	15.397
290-MHAR (R450)	150	900	2.0	17.269	16.255
200-MHAR (R450)	150	1000	2.0	18.184	17.112



216 -MHAR (R450)

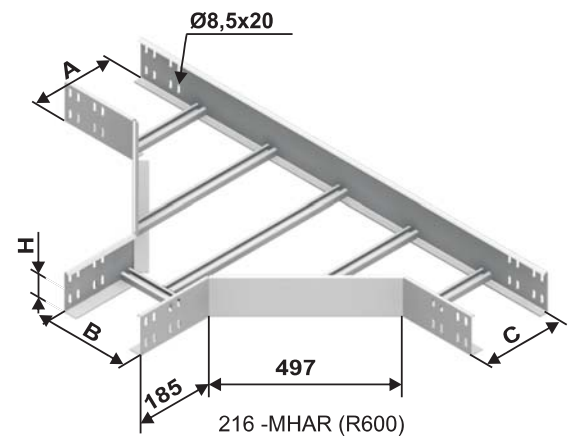
NOTE: In our standard productions "A, B and C" dimensions equal. In your requests "B and C" dimensions can be changed and the production can be made according to your request.



216 -MHAR (R450) Connection Example

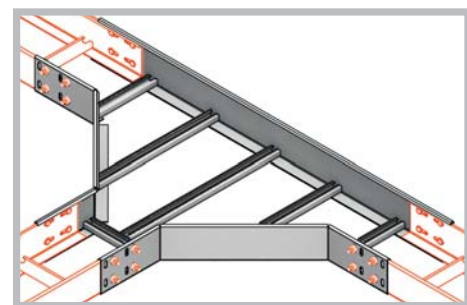
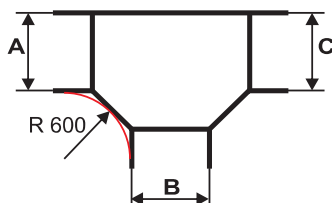
Horizontal tees (R600)

ORDER CODE	H mm	A mm	T mm	WEIGHT (kg/pcs) (H.D.G.)	WEIGHT (kg/pcs) (E.G.)
216-MHAR (R600)	150	160	1.5	8.323	7.740
220-MHAR (R600)	150	200	1.5	8.900	8.269
226-MHAR (R600)	150	260	1.5	9.265	8.606
230-MHAR (R600)	150	300	1.5	9.509	8.831
240-MHAR (R600)	150	400	2.0	13.028	12.302
250-MHAR (R600)	150	500	2.0	13.794	13.021
260-MHAR (R600)	150	600	2.0	15.587	14.695
270-MHAR (R600)	150	700	2.0	17.240	16.240
280-MHAR (R600)	150	800	2.0	18.156	17.098
290-MHAR (R600)	150	900	2.0	19.072	17.956
200-MHAR (R600)	150	1000	2.0	19.987	18.814



216 -MHAR (R600)

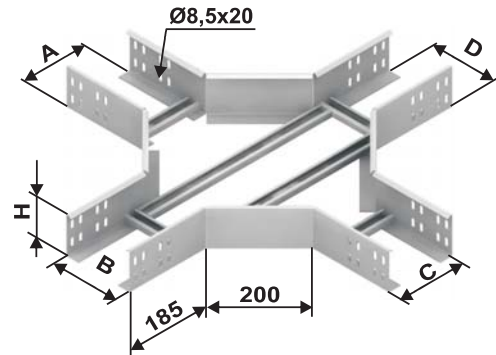
NOTE: In our standard productions "A, B and C" dimensions equal. In your requests "B and C" dimensions can be changed and the production can be made according to your request.



216 -MHAR (R600) Connection Example

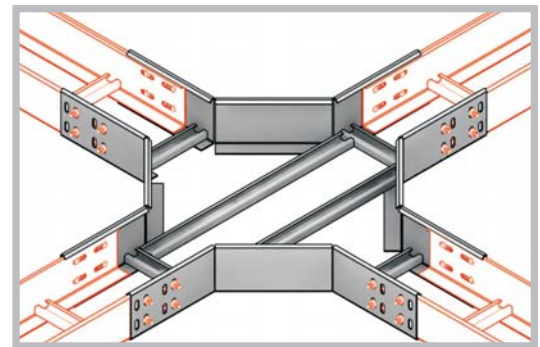
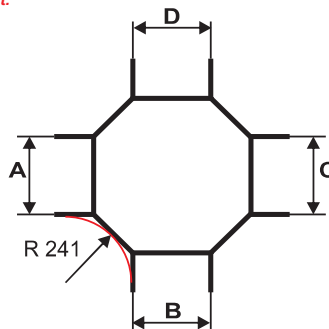
Quadruple horizontal crossing

ORDER CODE	H mm	A mm	T mm	WEIGHT (kg/pcs) (H.D.G.)	WEIGHT (kg/pcs) (E.G.)
316-MHAR (R241)	150	160	1.5	6.446	5.993
320-MHAR (R241)	150	200	1.5	6.593	6.127
326-MHAR (R241)	150	260	1.5	6.813	6.328
330-MHAR (R241)	150	300	1.5	6.959	6.462
340-MHAR (R241)	150	400	2.0	9.419	8.891
350-MHAR (R241)	150	500	2.0	9.868	9.309
360-MHAR (R241)	150	600	2.0	11.742	11.053
370-MHAR (R241)	150	700	2.0	12.340	11.610
380-MHAR (R241)	150	800	2.0	12.939	12.167
390-MHAR (R241)	150	900	2.0	13.537	12.724
300-MHAR (R241)	150	1000	2.0	16.159	15.164



316 -MHAR (R241)

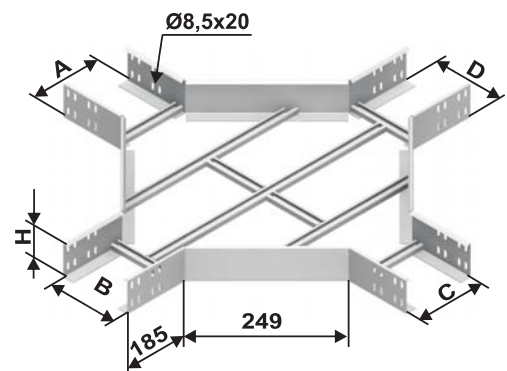
NOTE: In our standard productions "A, B, C and D" dimensions equal. In your requests "B, C and D" dimensions can be changed and the production can be made according to your request.



316 -MHAR (R241) Connection Example

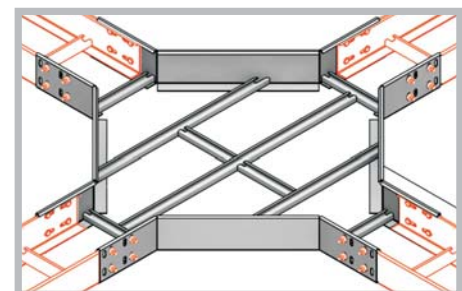
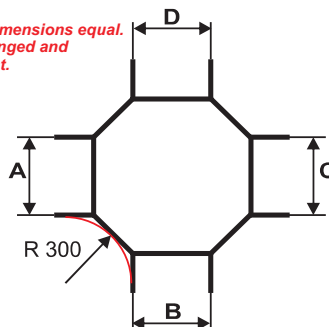
Quadruple horizontal crossing (R300)

ORDER CODE	H mm	A mm	T mm	WEIGHT (kg/pcs) (H.D.G.)	WEIGHT (kg/pcs) (E.G.)
316-MHAR (R300)	150	160	1.5	7.008	6.515
320-MHAR (R300)	150	200	1.5	7.154	6.648
326-MHAR (R300)	150	260	1.5	7.374	6.850
330-MHAR (R300)	150	300	1.5	7.521	6.984
340-MHAR (R300)	150	400	2.0	10.146	9.579
350-MHAR (R300)	150	500	2.0	10.595	9.996
360-MHAR (R300)	150	600	2.0	12.571	11.836
370-MHAR (R300)	150	700	2.0	13.170	12.393
380-MHAR (R300)	150	800	2.0	13.768	12.950
390-MHAR (R300)	150	900	2.0	14.366	13.506
300-MHAR (R300)	150	1000	2.0	17.092	16.044



316 -MHAR (R300)

NOTE: In our standard productions "A, B, C and D" dimensions equal. In your requests "B, C and D" dimensions can be changed and the production can be made according to your request.

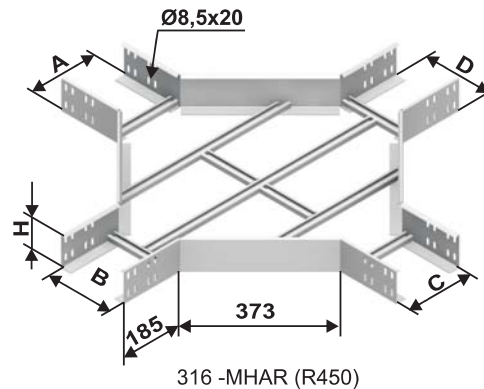


316 -MHAR (R300) Connection Example



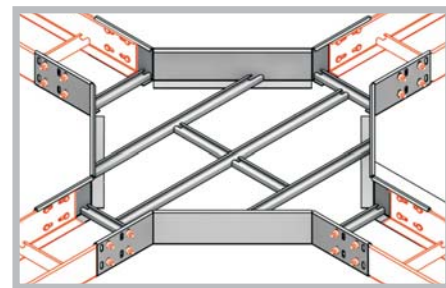
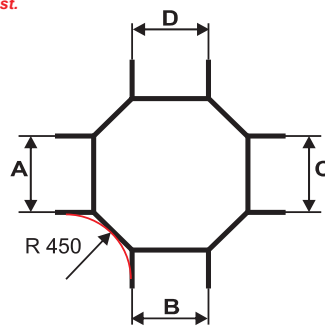
Quadruple horizontal crossing (R450)

ORDER CODE	H mm	A mm	T mm	WEIGHT (kg/pcs) (H.D.G.)	WEIGHT (kg/pcs) (E.G.)
316-MHAR (R450)	150	160	1.5	8.426	7.833
320-MHAR (R450)	150	200	1.5	8.572	7.967
326-MHAR (R450)	150	260	1.5	8.792	8.169
330-MHAR (R450)	150	300	1.5	8.939	8.303
340-MHAR (R450)	150	400	2.0	13.474	12.704
350-MHAR (R450)	150	500	2.0	14.072	13.261
360-MHAR (R450)	150	600	2.0	14.671	13.818
370-MHAR (R450)	150	700	2.0	15.269	14.374
380-MHAR (R450)	150	800	2.0	17.957	16.877
390-MHAR (R450)	150	900	2.0	18.705	17.573
300-MHAR (R450)	150	1000	2.0	19.453	18.269



316 -MHAR (R450)

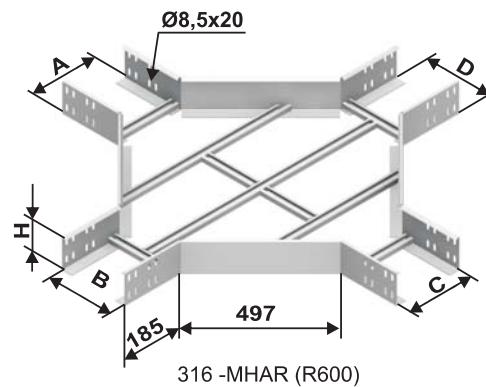
NOTE: In our standard productions "A, B, C and D" dimensions equal. In your requests "B, C and D" dimensions can be changed and the production can be made according to your request.



316 -MHAR (R450) Connection Example

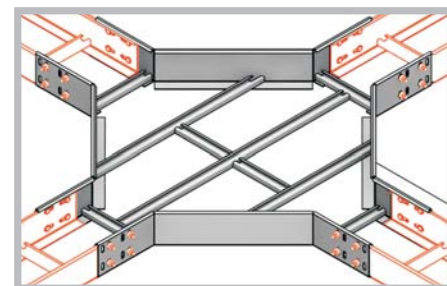
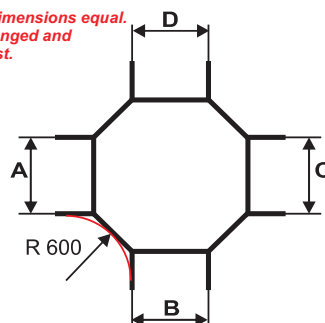
Quadruple horizontal crossing (R600)

ORDER CODE	H mm	A mm	T mm	WEIGHT (kg/pcs) (H.D.G.)	WEIGHT (kg/pcs) (E.G.)
316-MHAR (R600)	150	160	1.5	9.845	9.153
320-MHAR (R600)	150	200	1.5	11.179	10.374
326-MHAR (R600)	150	260	1.5	11.472	10.642
330-MHAR (R600)	150	300	1.5	11.667	10.821
340-MHAR (R600)	150	400	2.0	15.573	14.686
350-MHAR (R600)	150	500	2.0	16.171	15.242
360-MHAR (R600)	150	600	2.0	16.770	15.799
370-MHAR (R600)	150	700	2.0	19.571	18.407
380-MHAR (R600)	150	800	2.0	20.319	19.103
390-MHAR (R600)	150	900	2.0	21.066	19.798
300-MHAR (R600)	150	1000	2.0	21.814	20.494



316 -MHAR (R600)

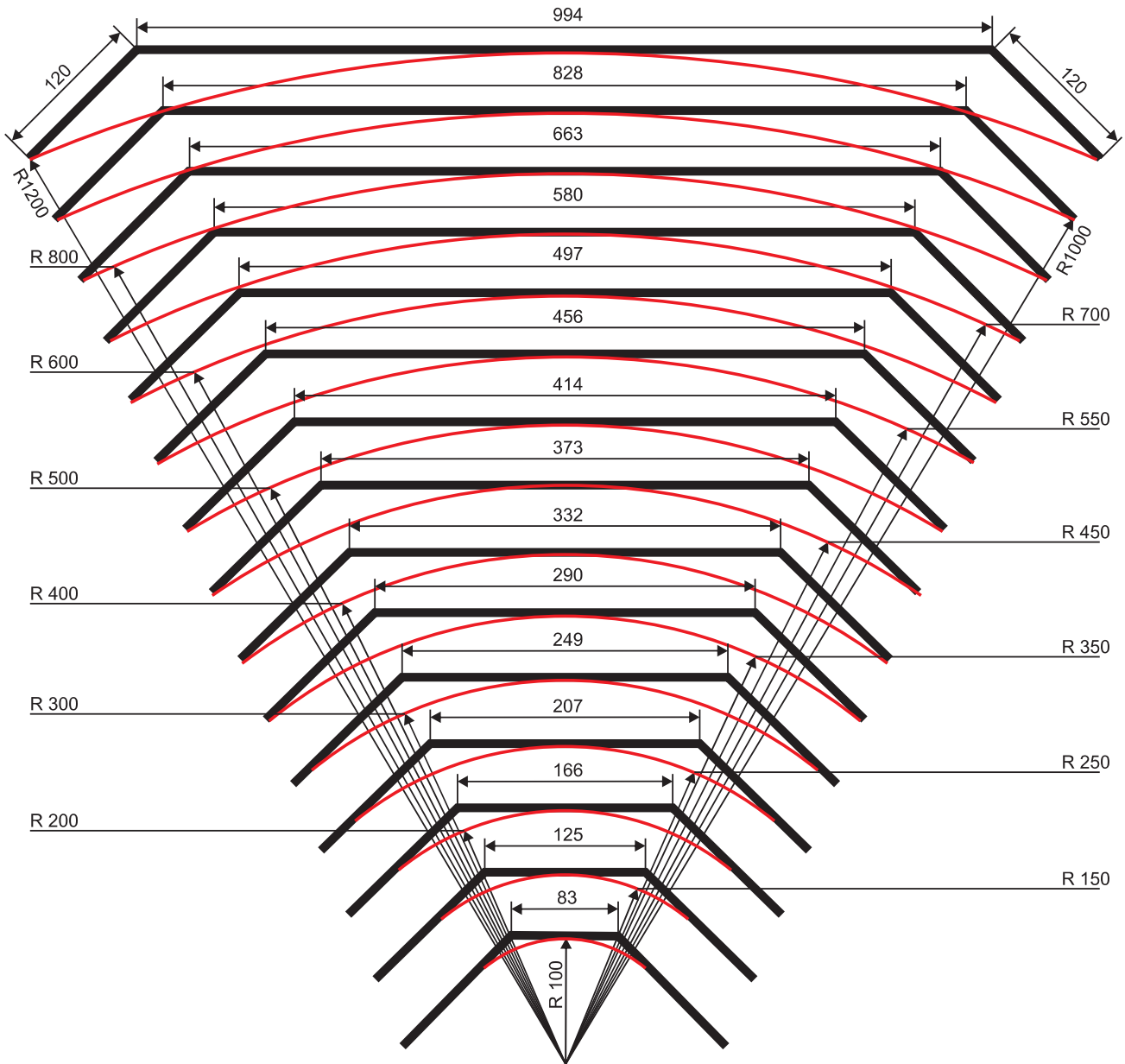
NOTE: In our standard productions "A, B, C and D" dimensions equal. In your requests "B, C and D" dimensions can be changed and the production can be made according to your request.



316 -MHAR (R600) Connection Example



Radius table

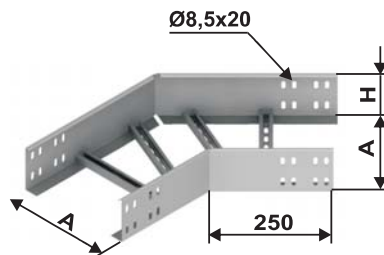




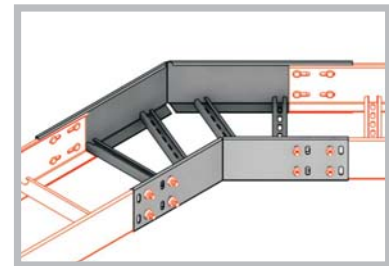
Horizontal bends 45 degree

ORDER CODE	H mm	A mm	T mm	WEIGHT (kg/pcs) (H.D.G.)	WEIGHT (kg/pcs) (E.G.)
416-MHAR (45°)	150	160	1.5	2.895	2.696
420-MHAR (45°)	150	200	1.5	3.024	2.815
426-MHAR (45°)	150	260	1.5	3.218	2.995
430-MHAR (45°)	150	300	1.5	3.546	3.296
440-MHAR (45°)	150	400	2.0	5.081	4.802
450-MHAR (45°)	150	500	2.0	5.575	5.266
460-MHAR (45°)	150	600	2.0	6.069	5.731
470-MHAR (45°)	150	700	2.0	6.562	6.194
480-MHAR (45°)	150	800	2.0	7.055	6.657
490-MHAR (45°)	150	900	2.0	7.549	7.123
400-MHAR (45°)	150	1000	2.0	8.042	7.586

NOTE: In our standard productions "B" dimensions with "A" dimensions are equal. In your requests "B" dimensions can be changed and the production can be made according to your request.



420-MHAR (45°)

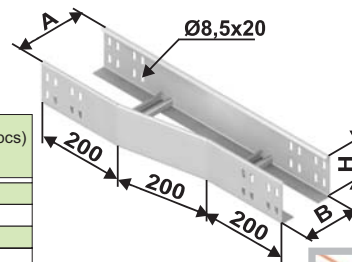


420-MHAR (45°) Connection Example

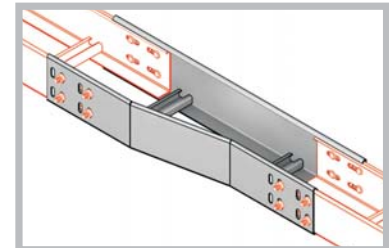
Left reducer

ORDER CODE	H mm	A mm	B mm	T mm	WEIGHT (kg/pcs) (H.D.G.)	WEIGHT (kg/pcs) (E.G.)
420-MHAR-L	150	200	160	1.5	3.047	2.836
426-MHAR-L	150	260	200	1.5	3.095	2.880
430-MHAR-L	150	300	260	1.5	3.169	2.947
440-MHAR-L	150	400	300	2.0	4.106	3.881
450-MHAR-L	150	500	400	2.0	4.297	4.061
460-MHAR-L	150	600	500	2.0	4.446	4.199
470-MHAR-L	150	700	600	2.0	4.595	4.339
480-MHAR-L	150	800	700	2.0	4.745	4.478
490-MHAR-L	150	900	800	2.0	4.894	4.617
400-MHAR-L	150	1000	900	2.0	5.044	4.756

NOTE: The other sizes reductions can be produced as per client's requests.



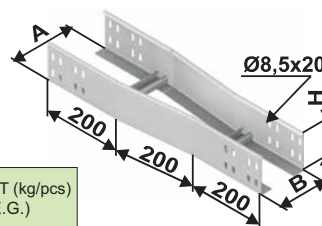
420-MHAR-L



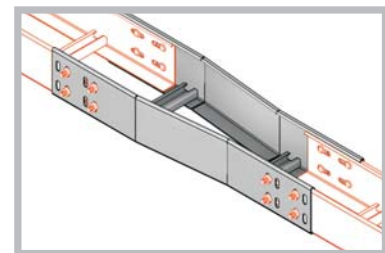
420-MHAR-L Connection Example

Middle reducer

ORDER CODE	H mm	A mm	B mm	T mm	WEIGHT (kg/pcs) (H.D.G.)	WEIGHT (kg/pcs) (E.G.)
420-MHAR-M	150	200	160	1.5	3.057	2.845
426-MHAR-M	150	260	200	1.5	3.118	2.901
430-MHAR-M	150	300	260	1.5	3.178	2.957
440-MHAR-M	150	400	300	2.0	4.191	3.961
450-MHAR-M	150	500	400	2.0	4.382	4.141
460-MHAR-M	150	600	500	2.0	4.531	4.280
470-MHAR-M	150	700	600	2.0	4.680	4.419
480-MHAR-M	150	800	700	2.0	4.830	4.559
490-MHAR-M	150	900	800	2.0	4.979	4.697
400-MHAR-M	150	1000	900	2.0	5.129	4.837



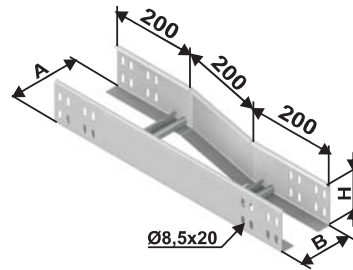
420-MHAR-M



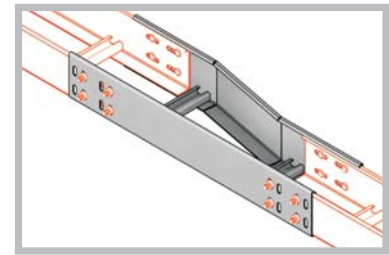
420-MHAR-M Connection Example

Right reducer

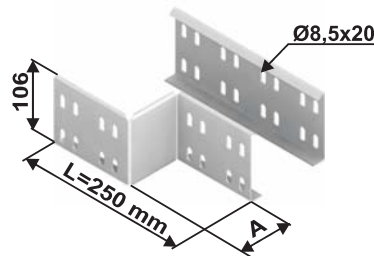
ORDER CODE	H mm	A mm	B mm	T mm	WEIGHT (kg/pcs) (H.D.G.)	WEIGHT (kg/pcs) (E.G.)
420-MHAR-R	150	200	160	1.5	3.047	2.836
426-MHAR-R	150	260	200	1.5	3.095	2.880
430-MHAR-R	150	300	260	1.5	3.169	2.947
440-MHAR-R	150	400	300	2.0	4.106	3.881
450-MHAR-R	150	500	400	2.0	4.297	4.061
460-MHAR-R	150	600	500	2.0	4.446	4.199
470-MHAR-R	150	700	600	2.0	4.595	4.339
480-MHAR-R	150	800	700	2.0	4.745	4.478
490-MHAR-R	150	900	800	2.0	4.894	4.617
400-MHAR-R	150	1000	900	2.0	5.044	4.756



420-MHAR-R



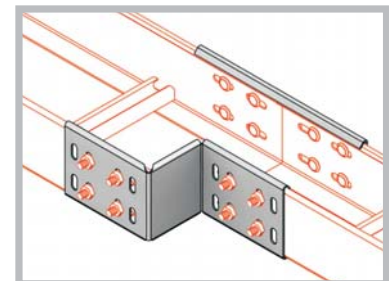
420-MHAR-R Connection Example



Reducing angles (Left)

ORDER CODE	H mm	A mm	T mm	WEIGHT (kg/pcs) (H.D.G.)	WEIGHT (kg/pcs) (E.G.)
403-15AP-L	150	30	1.5	1.228	1.144
404-15AP-L	150	40	1.5	1.253	1.167
405-15AP-L	150	50	1.5	1.277	1.190
410-15AP-L	150	100	1.5	1.399	1.303
416-15AP-L	150	160	1.5	1.521	1.417
420-15AP-L	150	200	1.5	1.642	1.530
426-15AP-L	150	260	1.5	1.764	1.644
430-15AP-L	150	300	1.5	1.886	1.757

403-15AP-L

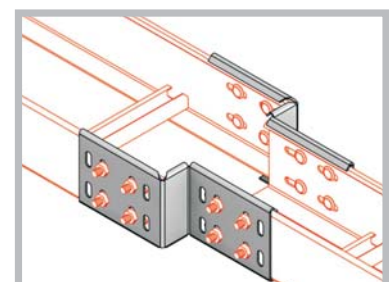
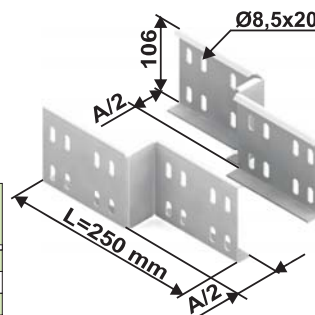


403-15AP-L Connection Example

Reducing angles (Middle)

ORDER CODE	H mm	A mm	T mm	WEIGHT (kg/pcs) (H.D.G.)	WEIGHT (kg/pcs) (E.G.)
403-15AP-M	150	30	1.5	1.228	1.144
404-15AP-M	150	40	1.5	1.253	1.167
405-15AP-M	150	50	1.5	1.277	1.190
410-15AP-M	150	100	1.5	1.399	1.303
416-15AP-M	150	160	1.5	1.521	1.417
420-15AP-M	150	200	1.5	1.642	1.530
426-15AP-M	150	260	1.5	1.764	1.644
430-15AP-M	150	300	1.5	1.886	1.757

403-15AP-M



403-15AP-M Connection Example

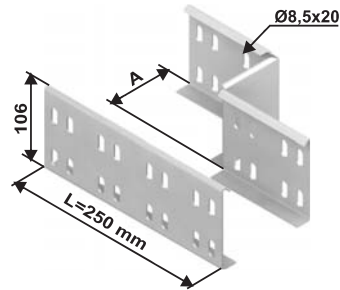
NOTE: The other sizes reductions can be produced as per client's requests.



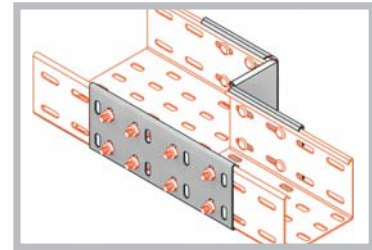
Reducing angles (Right)

ORDER CODE	H mm	A mm	T mm	WEIGHT (kg/pcs) (H.D.G.)	WEIGHT (kg/pcs) (E.G.)
403-15AP-R	150	30	1.5	1.228	1.144
404-15AP-R	150	40	1.5	1.253	1.167
405-15AP-R	150	50	1.5	1.277	1.190
410-15AP-R	150	100	1.5	1.399	1.303
416-15AP-R	150	160	1.5	1.521	1.417
420-15AP-R	150	200	1.5	1.642	1.530
426-15AP-R	150	260	1.5	1.764	1.644
430-15AP-R	150	300	1.5	1.886	1.757

NOTE: The other sizes reductions can be produced as per client's requests.



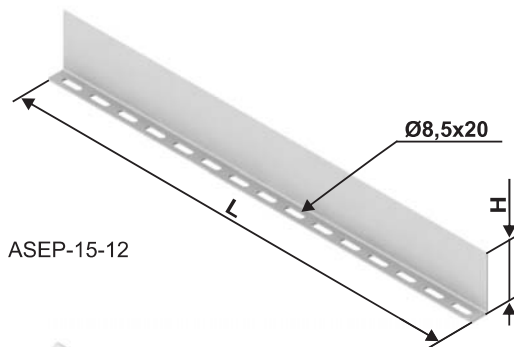
403-15AP-R



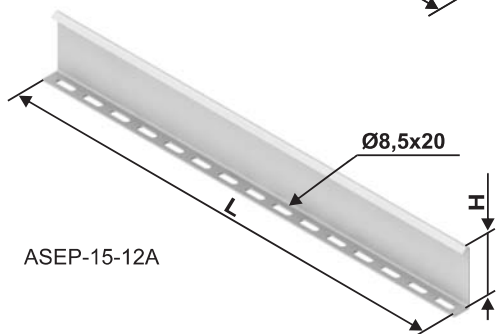
403-15AP-R Connection Example

Separator

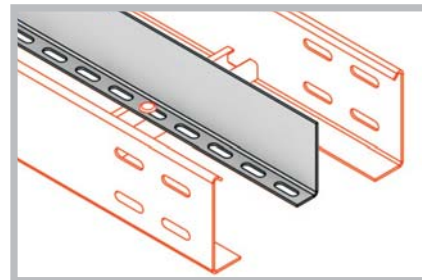
ORDER CODE	H mm	L mm	T mm	WEIGHT (kg/pcs) (H.D.G.)	WEIGHT (kg/pcs) (E.G.)
ASEP-15-12	150	2500	1.2	1.568	1.437
ASEP-15-15	150	2500	1.5	1.922	1.791
ASEP-15-12A	150	2500	1.2	1.672	1.532
ASEP-15-15A	150	2500	1.5	2.050	1.910



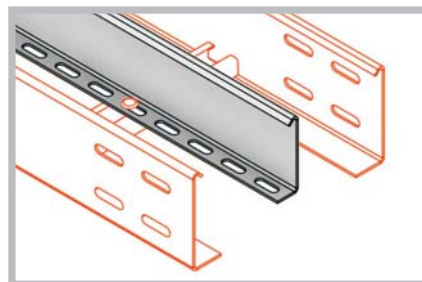
ASEP-15-12



ASEP-15-12A



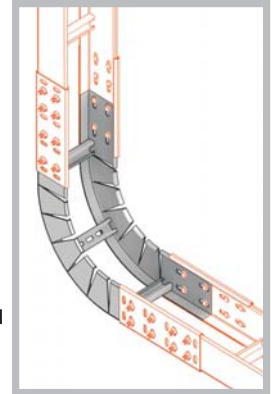
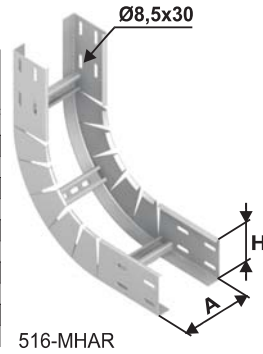
ASEP-15-12 Connection Example



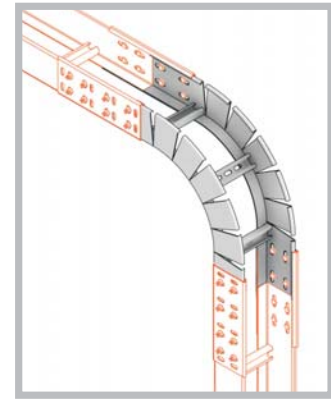
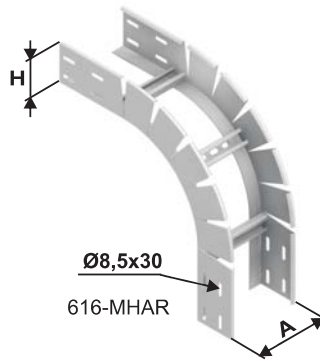
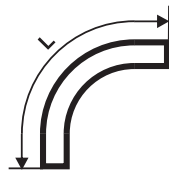
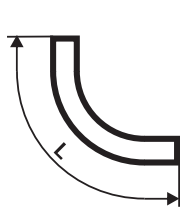
ASEP-15-12A Connection Example

Inside & Outside vertical adjustable bends 90 degree

ORDER CODE	H mm	A mm	L mm	T mm	WEIGHT (kg/pcs) (H.D.G.)	WEIGHT (kg/pcs) (E.G.)
516-MHAR / 616-MHAR	150	160	1000	1.5	3.943	3.671
520-MHAR / 620-MHAR	150	200	1000	1.5	4.024	3.739
526-MHAR / 626-MHAR	150	260	1000	1.5	4.117	3.837
530-MHAR / 630-MHAR	150	300	1000	1.5	4.205	3.905
540-MHAR / 640-MHAR	150	400	1000	2.0	5.674	5.359
550-MHAR / 650-MHAR	150	500	1000	2.0	5.898	5.568
560-MHAR / 660-MHAR	150	600	1000	2.0	6.122	5.775
570-MHAR / 670-MHAR	150	700	1000	2.0	6.347	5.985
580-MHAR / 680-MHAR	150	800	1000	2.0	6.571	6.194
590-MHAR / 690-MHAR	150	900	1000	2.0	6.940	6.422
500-MHAR / 600-MHAR	150	1000	1000	2.0	6.891	6.593



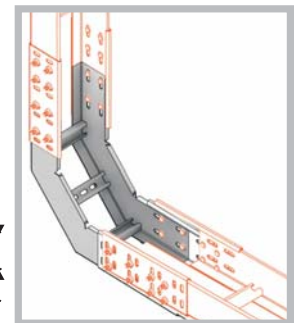
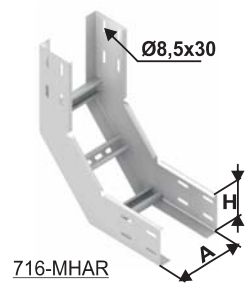
516-MHAR Connection Example



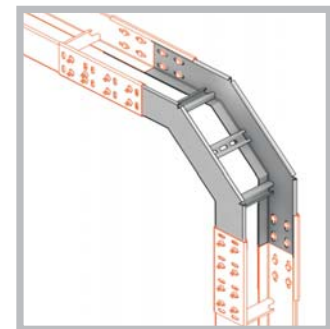
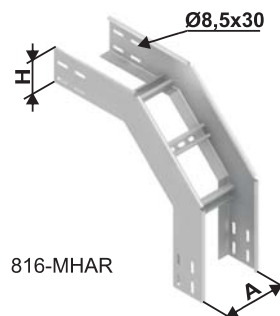
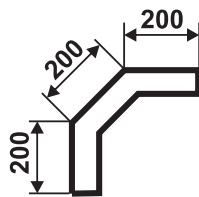
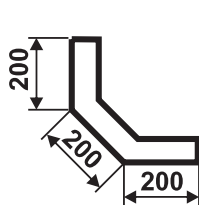
616-MHAR Connection Example

Inside & Outside vertical bends 90 degree

ORDER CODE	H mm	A mm	T mm	WEIGHT (kg/pcs) (H.D.G.)	WEIGHT (kg/pcs) (E.G.)
INSIDE/OUTSIDE				INSIDE/OUTSIDE	INSIDE/OUTSIDE
716-MHAR / 816-MHAR	150	160	1.5	2.523 / 2.348	3.609 / 3.362
720-MHAR / 820-MHAR	150	200	1.5	2.603 / 2.416	3.690 / 3.430
726-MHAR / 826-MHAR	150	260	1.5	2.697 / 2.514	3.783 / 3.528
730-MHAR / 830-MHAR	150	300	1.5	2.783 / 2.583	3.869 / 3.596
740-MHAR / 840-MHAR	150	400	2.0	3.822 / 3.606	5.238 / 4.949
750-MHAR / 850-MHAR	150	500	2.0	4.046 / 3.815	5.462 / 5.158
760-MHAR / 860-MHAR	150	600	2.0	4.269 / 4.023	5.685 / 5.365
770-MHAR / 870-MHAR	150	700	2.0	4.495 / 4.232	5.910 / 5.575
780-MHAR / 880-MHAR	150	800	2.0	4.718 / 4.441	6.134 / 5.784
790-MHAR / 890-MHAR	150	900	2.0	5.101 / 4.671	6.495 / 6.011
700-MHAR / 800-MHAR	150	1000	2.0	5.026 / 4.838	6.463 / 6.184



716-MHAR Connection Example

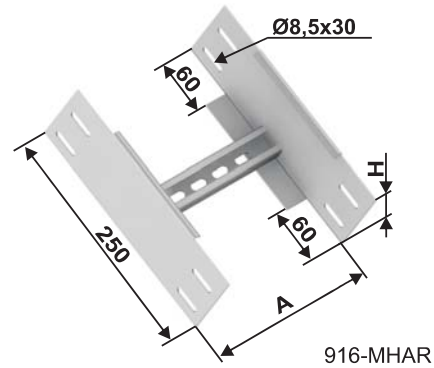


816-MHAR Connection Example

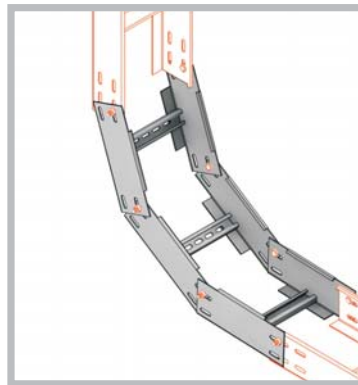


Level change units

ORDER CODE	H mm	A mm	T mm	WEIGHT (kg/pcs) (H.D.G.)	WEIGHT (kg/pcs) (E.G.)
916-MHAR	150	160	1.5	1.141	1.063
920-MHAR	150	200	1.5	1.168	1.085
926-MHAR	150	260	1.5	1.200	1.118
930-MHAR	150	300	1.5	1.228	1.141
940-MHAR	150	400	2.0	1.661	1.569
950-MHAR	150	500	2.0	1.736	1.638
960-MHAR	150	600	2.0	1.810	1.708
970-MHAR	150	700	2.0	1.885	1.778
980-MHAR	150	800	2.0	1.960	1.847
990-MHAR	150	900	2.0	2.084	1.923
900-MHAR	150	1000	2.0	2.066	1.980



916-MHAR

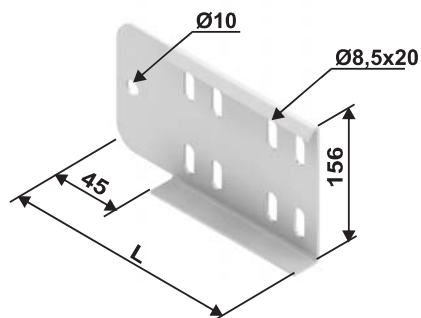


916-MHAR Connection Example

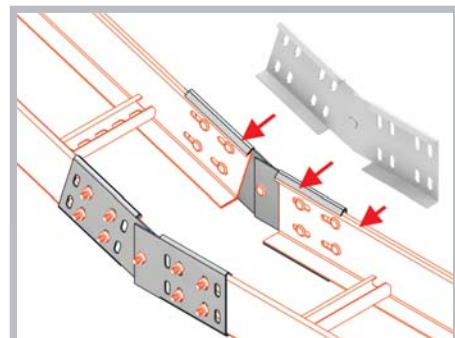
Level change unit joint

ORDER CODE	H mm	L mm	T mm	WEIGHT (kg/pcs) (H.D.G.)	WEIGHT (kg/pcs) (E.G.)
901-15	150	160	1.5	0.732	0.682

NOTE: This product consists of two (2) pieces and sold as a set.



901-15



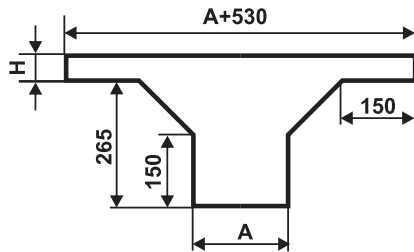
901-15 Connection Example



Vertical tees

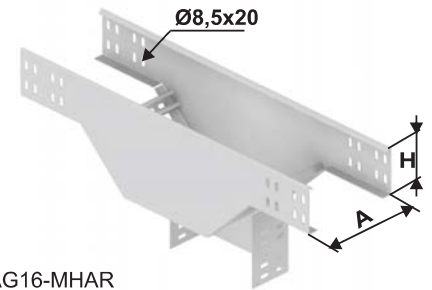
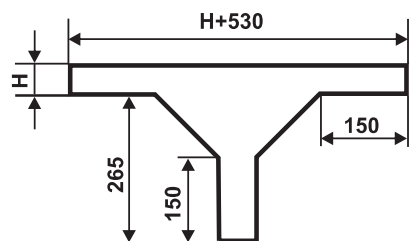
ORDER CODE	H mm	A mm	T mm	WEIGHT (kg/pcs) (H.D.G.)	WEIGHT (kg/pcs) (E.G.)
AG16-MHAR	150	160	1.5	4.846	4.518
AG20-MHAR	150	200	1.5	5.314	4.933
AG26-MHAR	150	260	1.5	5.925	5.542
AG30-MHAR	150	300	1.5	6.410	5.958
AG40-MHAR	150	400	2.0	9.761	9.228
AG50-MHAR	150	500	2.0	11.188	10.577
AG60-MHAR	150	600	2.0	12.615	11.924
AG70-MHAR	150	700	2.0	14.044	13.275
AG80-MHAR	150	800	2.0	15.472	14.624
AG90-MHAR	150	900	2.0	17.482	16.055
AG10-MHAR	150	1000	2.0	17.764	17.241

NOTE: In our standard productions "B" dimensions with "A" dimensions are equal. In your requests "B" dimensions can be changed and special dimenstions "T" vertical tees produced.

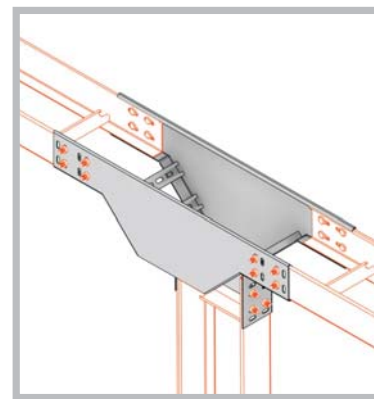


From middle vertical tees

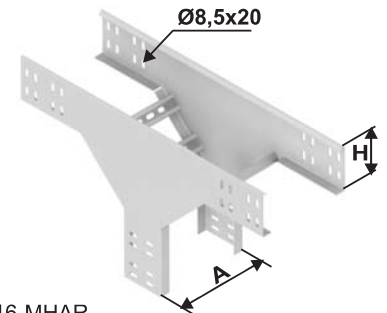
ORDER CODE	H mm	A mm	T mm	WEIGHT (kg/pcs) (H.D.G.)	WEIGHT (kg/pcs) (E.G.)
AGY16-MHAR	150	160	1.5	4.949	4.606
AGY20-MHAR	150	200	1.5	5.046	4.695
AGY26-MHAR	150	260	1.5	5.190	4.829
AGY30-MHAR	150	300	1.5	5.291	4.918
AGY40-MHAR	150	400	2.0	7.169	6.775
AGY50-MHAR	150	500	2.0	7.468	7.053
AGY60-MHAR	150	600	2.0	7.766	7.330
AGY70-MHAR	150	700	2.0	8.066	7.610
AGY80-MHAR	150	800	2.0	8.365	7.888
AGY90-MHAR	150	900	2.0	8.612	8.158
AGY10-MHAR	150	1000	2.0	9.012	8.451



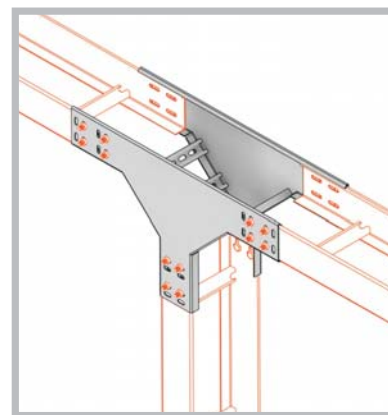
AG16-MHAR



AG16-MHAR Connection Example



AGY16-MHAR



AGY16-MHAR Connection Example

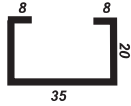


Light duty cable ladder modular type

ORDER CODE	H mm	A mm	T mm	WEIGHT (kg/m) (H.D.G.)	WEIGHT (kg/m) (E.G.)
A 10-MV	50	100	1.5	2.329	2.168
A 12-MV	50	120	1.5	2.362	2.199
A 16-MV	50	160	1.5	2.432	2.262
A 20-MV	50	200	1.5	2.500	2.324
A 26-MV	50	260	1.5	2.602	2.418
A 30-MV	50	300	1.5	2.670	2.480
A 40-MV	50	400	2.0	3.658	3.454
A 50-MV	50	500	2.0	3.867	3.648
A 60-MV	50	600	2.0	4.075	3.842
A 70-MV	50	700	2.0	4.286	4.038
A 80-MV	50	800	2.0	4.495	4.233
A 90-MV	50	900	2.0	4.703	4.426
A 100-MV	50	1000	2.0	4.913	4.622



Cable ladder view



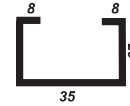
Rung view

Standard cable ladder modular type

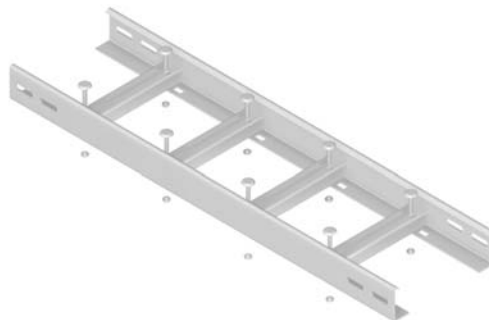
ORDER CODE	H mm	A mm	T mm	WEIGHT (kg/m) (H.D.G.)	WEIGHT (kg/m) (E.G.)
A 10-MHV	70	100	1.5	2.839	2.644
A 12-MHV	70	120	1.5	2.872	2.674
A 16-MHV	70	160	1.5	2.942	2.738
A 20-MHV	70	200	1.5	3.010	2.800
A 26-MHV	70	260	1.5	3.112	2.894
A 30-MHV	70	300	1.5	3.180	2.956
A 40-MHV	70	400	2.0	4.325	4.086
A 50-MHV	70	500	2.0	4.534	4.281
A 60-MHV	70	600	2.0	4.742	4.475
A 70-MHV	70	700	2.0	4.953	4.670
A 80-MHV	70	800	2.0	5.162	4.865
A 90-MHV	70	900	2.0	5.370	5.059
A 100-MHV	70	1000	2.0	5.580	5.255



Cable ladder view

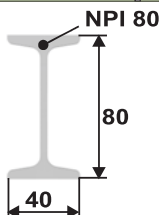


Rung view

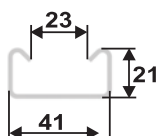


I type cable ladder

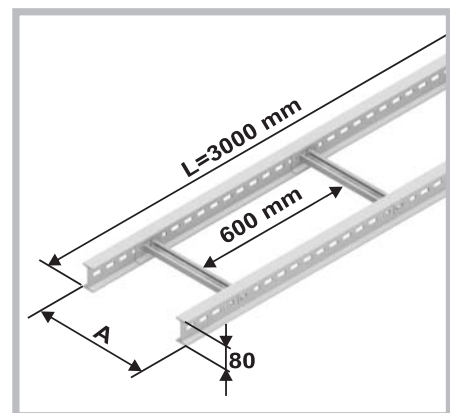
ORDER CODE	H mm	A mm	RUNG THICKNESS (mm)	WEIGHT (kg/m) (H.D.G.)	WEIGHT (kg/m) (E.G.)
AIM-200	80	200	2.5	13.105	12.733
AIM-300	80	300	2.5	13.440	13.051
AIM-400	80	400	2.5	13.776	13.368
AIM-500	80	500	2.5	14.111	13.686
AIM-600	80	600	2.5	14.446	14.003
AIM-700	80	700	2.5	14.781	14.321
AIM-800	80	800	2.5	15.116	14.638



SIDE DETAIL



RUNG DETAIL

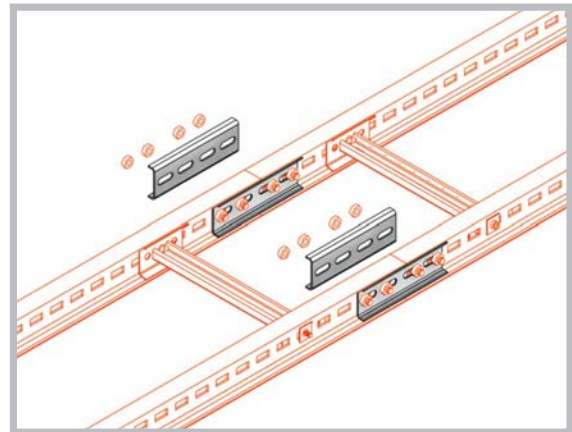
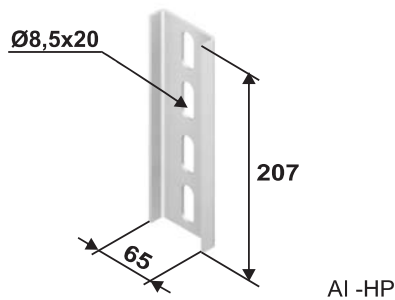


NOTE:
Standard produce length 3000 mm.



Straight connectors

ORDER CODE	T mm	WEIGHT (kg/pcs) (H.D.G.)	WEIGHT (kg/pcs) (E.G.)
AI-HP	4.0	1.021	0.991



NOTE:
-This product is sold as a set and each set consists of 2 pieces.
-For connection, need to use 4 pcs from M10x25 bolts.

AI- HP Connection Example

Different side bend types



TYPE 1



TYPE 2



TYPE 3



TYPE 4



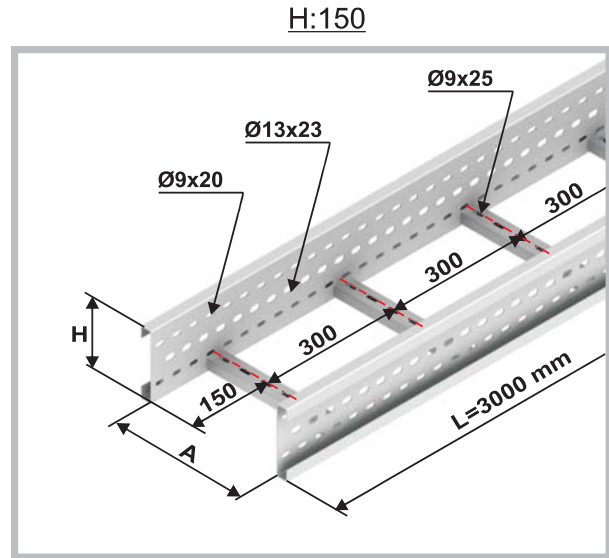
TYPE 5

NOTE:
We can produce different size and shape side rays. Please contact us for more information.



Heavy duty cable ladder welded type

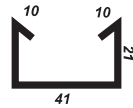
ORDER CODE	H mm	A mm	T mm	WEIGHT (kg/m) (H.D.G.)	WEIGHT (kg/m) (E.G.)
A16-MHARY	150	160	1.5	6.329	5.933
A20-MHARY	150	200	1.5	6.456	6.008
A26-MHARY	150	260	1.5	6.647	6.183
A30-MHARY	150	300	1.5	6.774	6.299
A40-MHARY	150	400	2.0	8.882	8.381
A50-MHARY	150	500	2.0	9.200	8.672
A60-MHARY	150	600	2.0	9.518	8.963
A70-MHARY	150	700	2.0	9.836	9.254
A80-MHARY	150	800	2.0	10.154	9.546
A90-MHARY	150	900	2.0	10.471	9.837
A00-MHARY	150	1000	2.0	10.789	10.128



A16-MHARY



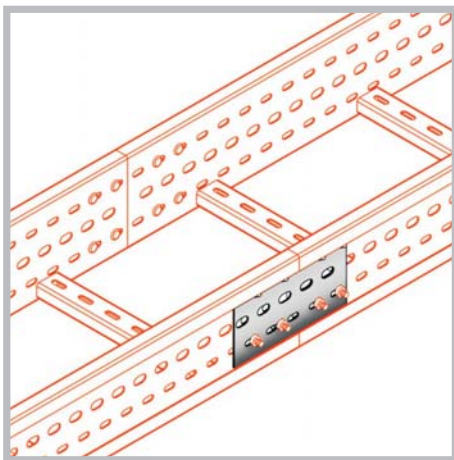
Cable ladder view



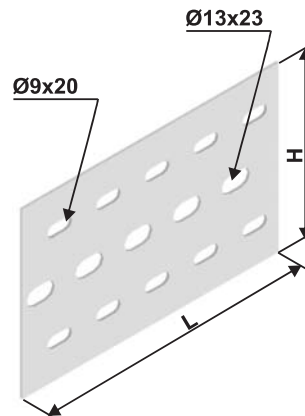
Rung view

Straight connectors

ORDER CODE	H mm	L mm	T mm	WEIGHT (kg/pcs) (H.D.G.)	WEIGHT (kg/pcs) (E.G.)
A150-MHARY	135	210	2.0	0.426	0.403



A150-MHARY Connection Example

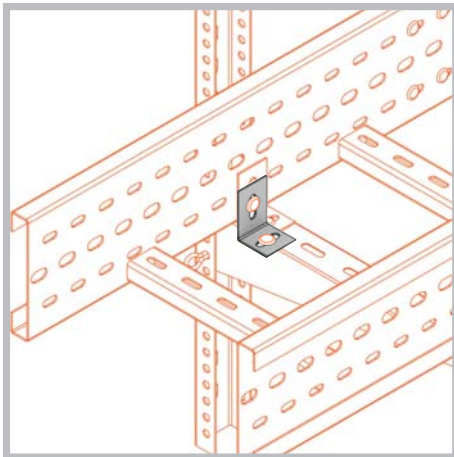


A150-MHARY

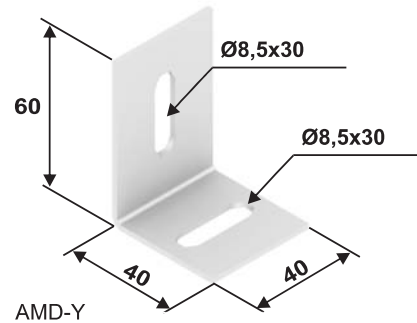


Fixing unit

ORDER CODE	T mm	WEIGHT (kg/pcs) (H.D.G.)	WEIGHT (kg/pcs) (E.G.)
AMD-Y	2.0	0.059	0.055

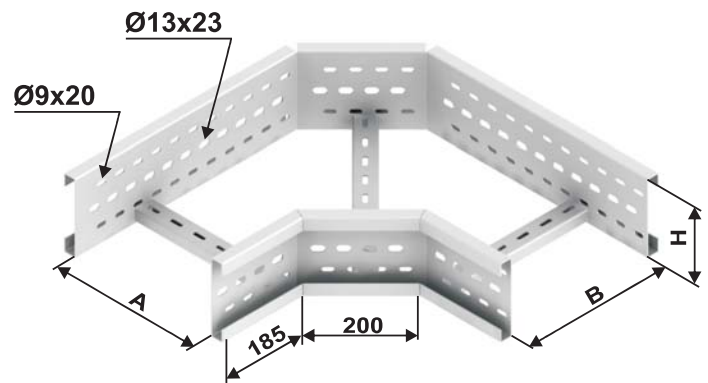


AMD Connection Example

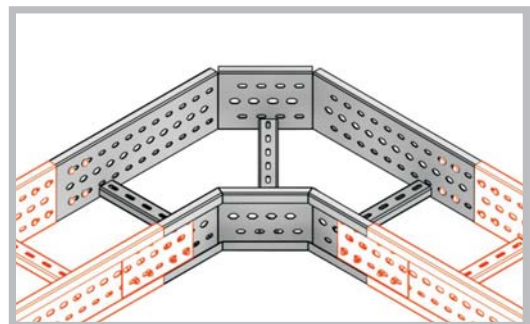


Horizontal Bends 90 Degree

ORDER CODE	H mm	A mm	T mm	WEIGHT (kg/pcs) (H.D.G.)	WEIGHT (kg/pcs) (E.G.)
116-MHARY	150	160	1.5	1.575	1.242
120-MHARY	150	200	1.5	1.768	1.409
126-MHARY	150	260	1.5	2.065	1.666
130-MHARY	150	300	1.5	2.664	2.204
140-MHARY	150	400	2.0	4.034	3.496
150-MHARY	150	500	2.0	4.805	4.188
160-MHARY	150	600	2.0	5.574	4.878
170-MHARY	150	700	2.0	6.341	5.567
180-MHARY	150	800	2.0	7.108	6.256
190-MHARY	150	900	2.0	7.877	6.946
100-MHARY	150	1000	2.0	8.648	7.638

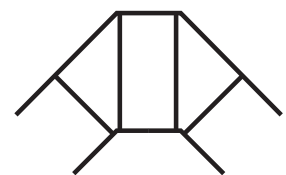
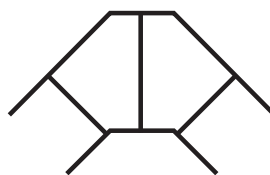
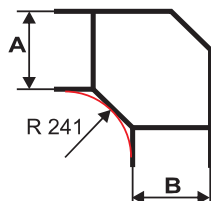


A116-MHARY



A116-MHARY Connection Example

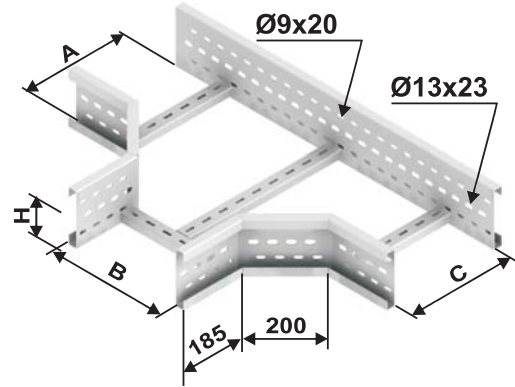
NOTE: In our standard productions "B" dimensions with "A" dimensions are equal. In your requests "B" dimensions can be changed and the production can be made according to your request.





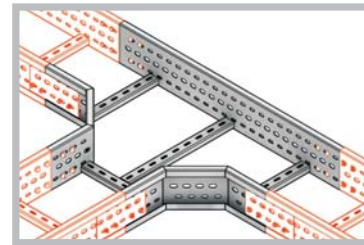
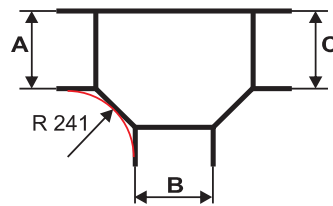
Horizontal tees

ORDER CODE	H mm	A mm	T mm	WEIGHT (kg/pcs) (H.D.G.)	WEIGHT (kg/pcs) (E.G.)
216-MHARY	150	160	1.5	2.073	1.624
220-MHARY	150	200	1.5	2.257	1.787
226-MHARY	150	260	1.5	2.537	2.036
230-MHARY	150	300	1.5	2.721	2.199
240-MHARY	150	400	2.0	4.768	4.134
250-MHARY	150	500	2.0	5.454	4.760
260-MHARY	150	600	2.0	7.046	6.231
270-MHARY	150	700	2.0	7.840	6.957
280-MHARY	150	800	2.0	9.993	8.950
290-MHARY	150	900	2.0	10.913	9.794
200-MHARY	150	1000	2.0	13.196	11.909



216-MHARY

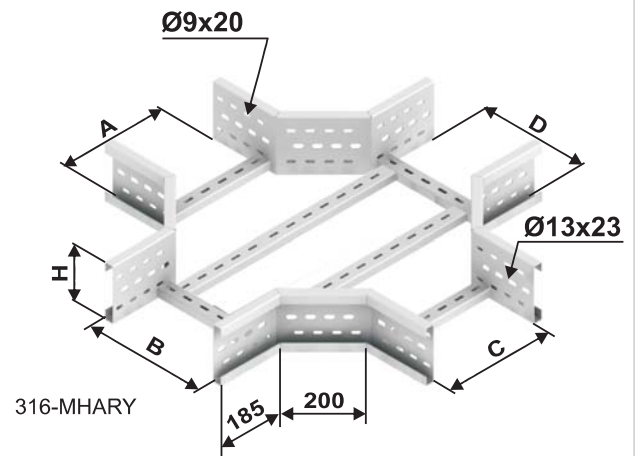
NOTE: In our standard productions "A, B and C" dimensions equal. In your requests "B and C" dimensions can be changed and the production can be made according to your request.



216-MHARY Connection Example

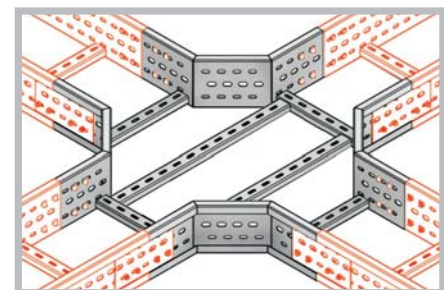
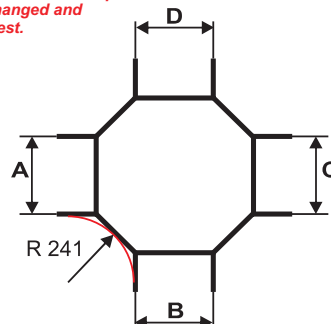
Quadruple horizontal crossing

ORDER CODE	H mm	A mm	T mm	WEIGHT (kg/pcs) (H.D.G.)	WEIGHT (kg/pcs) (E.G.)
316-MHARY	150	160	1.5	2.878	2.299
320-MHARY	150	200	1.5	3.107	2.509
326-MHARY	150	260	1.5	3.451	2.823
330-MHARY	150	300	1.5	3.679	3.033
340-MHARY	150	400	2.0	5.176	4.482
350-MHARY	150	500	2.0	5.877	5.135
360-MHARY	150	600	2.0	8.806	7.864
370-MHARY	150	700	2.0	9.741	8.735
380-MHARY	150	800	2.0	10.676	9.606
390-MHARY	150	900	2.0	11.611	10.478
300-MHARY	150	1000	2.0	15.708	14.295



316-MHARY

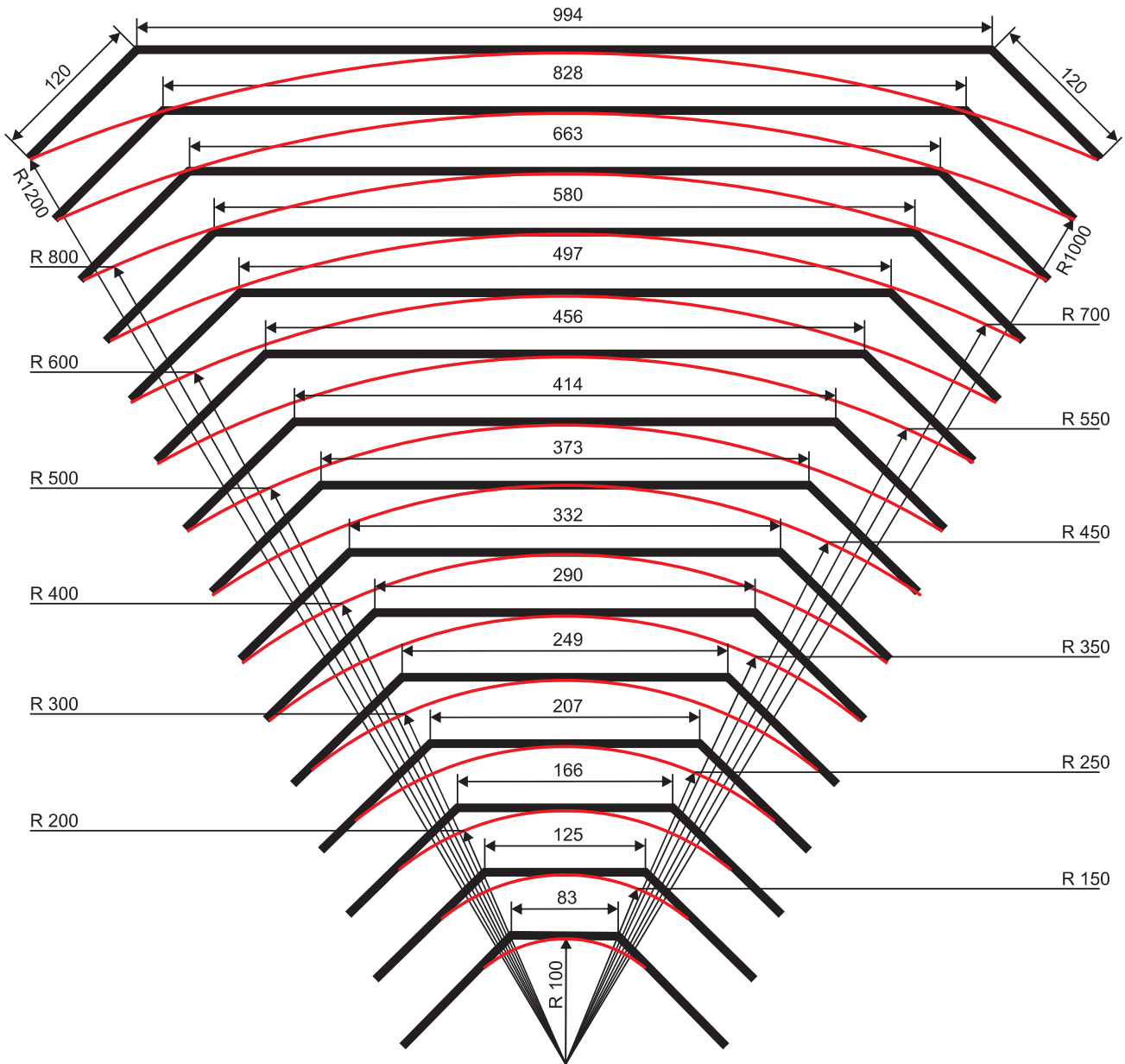
NOTE: In our standard productions "A, B, C and D" dimensions equal. In your requests "B, C and D" dimensions can be changed and the production can be made according to your request.



316-MHARY Connection Example



Radius table

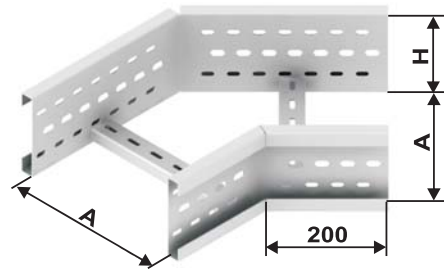




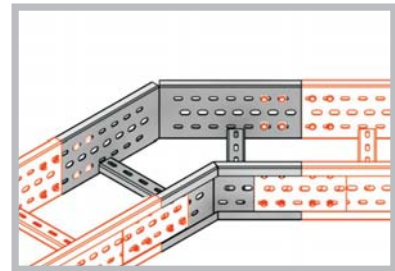
Horizontal bends 45 degree

ORDER CODE	H mm	A mm	T mm	WEIGHT (kg/pcs) (H.D.G.)	WEIGHT (kg/pcs) (E.G.)
416-MHARY (45°)	150	160	1.5	3.035	2.824
420-MHARY (45°)	150	200	1.5	3.206	2.982
426-MHARY (45°)	150	260	1.5	3.464	3.221
430-MHARY (45°)	150	300	1.5	3.948	3.666
440-MHARY (45°)	150	400	2.0	5.763	5.440
450-MHARY (45°)	150	500	2.0	6.436	6.072
460-MHARY (45°)	150	600	2.0	7.113	6.708
470-MHARY (45°)	150	700	2.0	7.789	7.343
480-MHARY (45°)	150	800	2.0	8.460	7.973
490-MHARY (45°)	150	900	2.0	9.139	8.611
400-MHARY (45°)	150	1000	2.0	9.817	9.248

NOTE: In our standard productions "B" dimensions with "A" dimensions are equal. In your requests "B" dimensions can be changed and the production can be made according to your request.



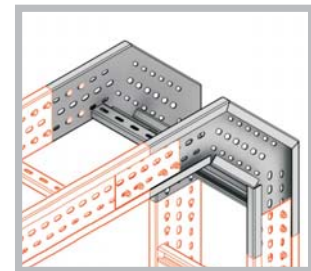
416-MHARY (45°)



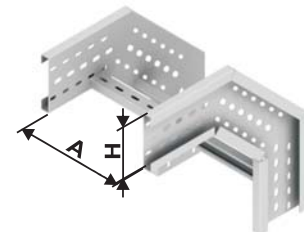
416-MHARY (45°) Connection Example

Inside & Outside vertical bends 90 degree

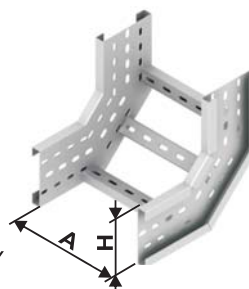
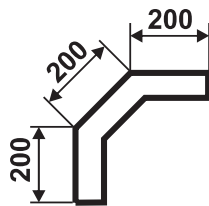
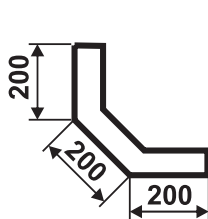
ORDER CODE	H mm	A mm	T mm	WEIGHT (kg/pcs) (H.D.G.)	WEIGHT (kg/pcs) (E.G.)
716-MHARY / 816-MHARY	150	160	1.5	1.023 / 0.801	1.346 / 1.026
720-MHARY / 820-MHARY	150	200	1.5	1.138 / 0.906	1.461 / 1.131
726-MHARY / 826-MHARY	150	260	1.5	1.309 / 1.063	1.633 / 1.288
730-MHARY / 830-MHARY	150	300	1.5	1.424 / 1.168	1.747 / 1.393
740-MHARY / 840-MHARY	150	400	2.0	2.086 / 1.806	2.479 / 2.101
750-MHARY / 850-MHARY	150	500	2.0	2.436 / 2.132	2.829 / 2.428
760-MHARY / 860-MHARY	150	600	2.0	2.787 / 2.459	3.180 / 2.754
770-MHARY / 870-MHARY	150	700	2.0	3.138 / 2.786	3.530 / 3.081
780-MHARY / 880-MHARY	150	800	2.0	3.488 / 3.113	3.881 / 3.408
790-MHARY / 890-MHARY	150	900	2.0	3.839 / 3.439	4.232 / 3.734
700-MHARY / 800-MHARY	150	1000	2.0	4.190 / 3.766	4.582 / 4.061



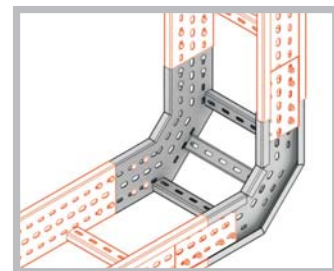
816-MHARY Connection Example



816-MHARY



716-MHARY



716-MHARY Connection Example



ANACO STAINLESS

Experts in stainless steel for engineering and construction

